



rotech
PUMPS & SYSTEMS INC.

"Your Source to Fluid handling"

SPU Series Pumps Model SPU 3

Self-Priming

850 rpm (2.3m) 7ft - 1150 rpm 2.9m (9ft)
1450 rpm (4.5m) 15ft - 1750 rpm 7.6m (25ft)
1950 rpm (7.6m) 25ft - 2150 rpm 7.6m (25ft)

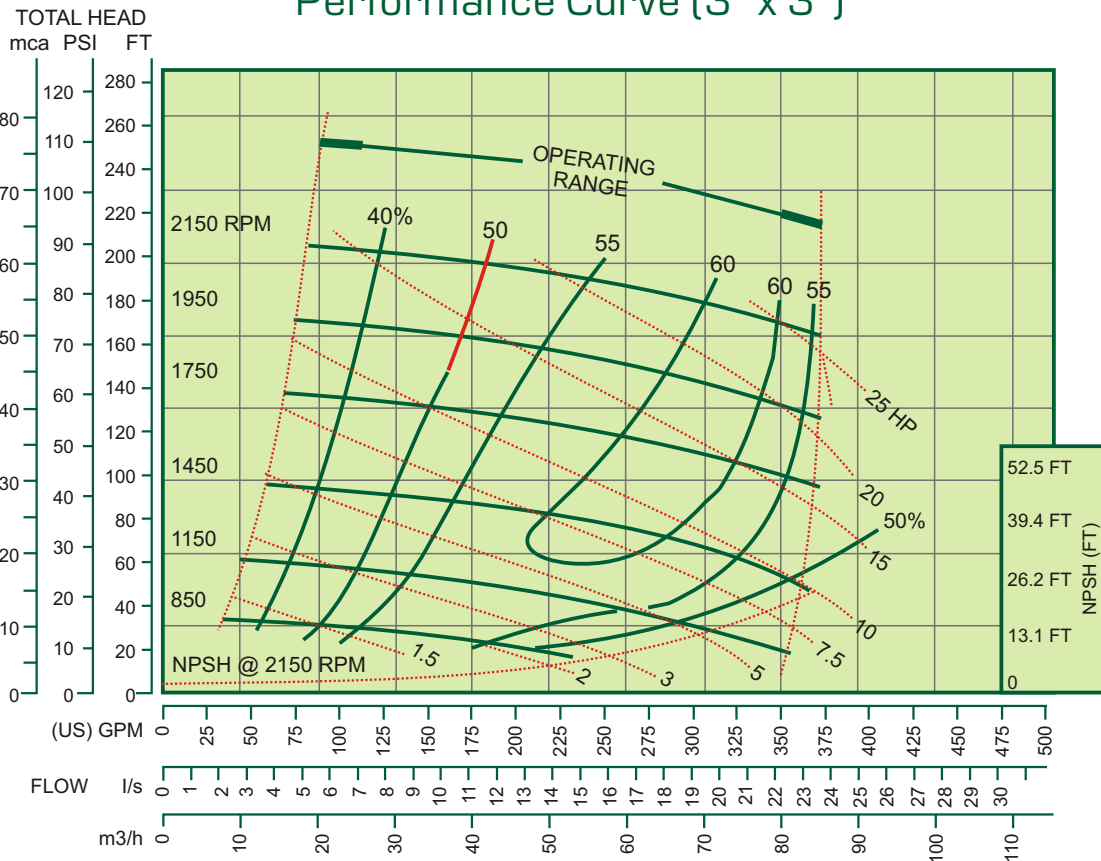
Technical Data

Impeller Dia.	279.4mm (11")
R.P.M.	from 850 rpm to 2150 rpm
Max. Solids	20.63 mm (13/16")
Net Weight	214kg (472 lbs)
Shipping Weights	225kg (497 lbs)

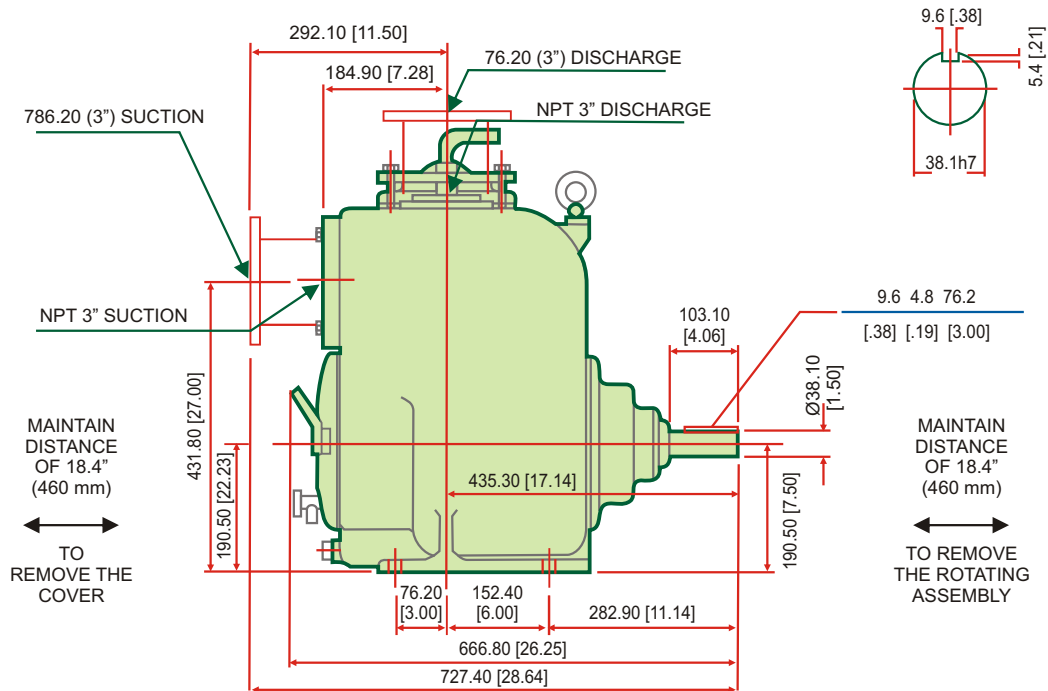
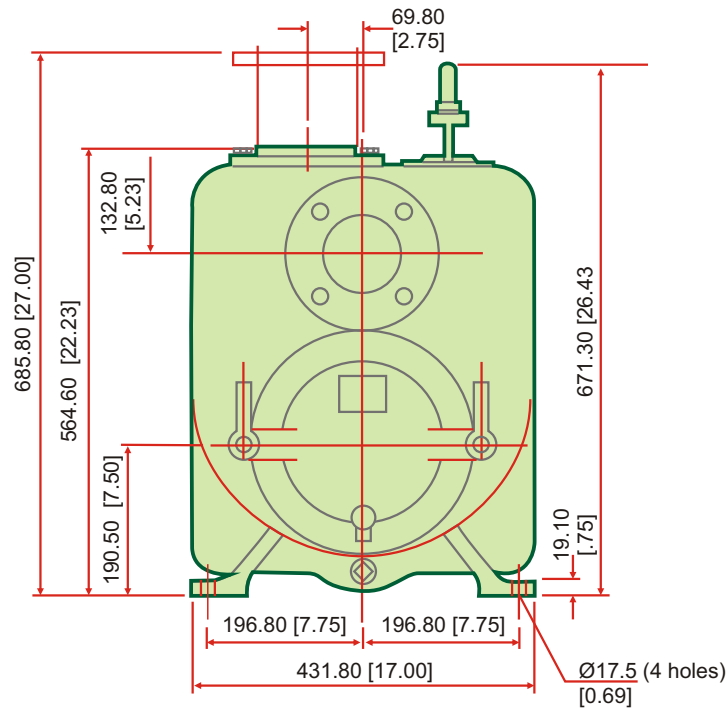
* Before using this table, check the NPSH.

are designed for economical & trouble-free operation in handling solids-laden liquids and slurries. Pumps feature a large volute design which allows them to re-prime automatically in a completely open system without the need of suction or discharge check valves. And this is workable with the pump only partially filled with liquid and completely dry suction line. Pumps will be able to handle up to 75mm spherical solids, depending on pump models. In case that pump shaft or bearings need service or repair, the entire rotating assembly can be removed without disturbing pump casing or pipelines. Rotating assembly is sealed with an O-Ring, allowing for external adjustments of clearance.

Performance Curve (3" x 3")



External Dimensions Millimeters (Inches)



Rotech Pumps & Systems Inc.

1320 Britannia Road East, Mississauga, Ontario L4W 1C8, Canada

Ph: 905-461-9617 Fax: 905-461-9618

Toll Free : 1-866-217-PUMP (7867)

Email: sales@rotechpumps.com www.rotechpumps.com