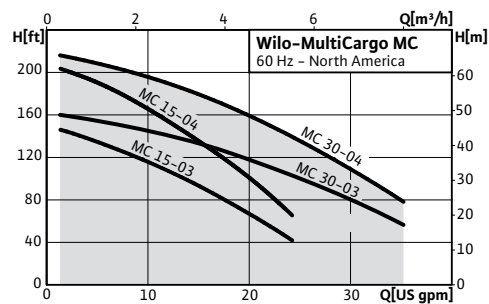



# High pressure centrifugal pumps

Wilo-MultiCargo MC (North America)



## Series description



### Pump series

Wilo-MultiCargo MC 15..., 30..

### Design

Self priming horizontal multistage centrifugal pump

### Applications

- Residential Water Supply
- Pressure Boosting
- Irrigation
- Rainwater Collection Systems

### Equipment and function

- Direct flange-mounted motor
- Thermal motor protection switch for single-phase AC motor (1~230V)

### Technical data

- Available voltages 115/230 single phase, 208/230/460 three phase
- Max. inlet pressure 60 PSI (4 bar)
- Fluid temperature range 40 °F to 95 °F (5 °C to 35 °C)
- Max. ambient temperature 104 °F (40 °C)
- Max. operating pressure 125 PSI (8 bar)
- TEFC Motor Inclosure
- Connections on suction and discharge side 1" NPTF

### Special features/Product advantages

- Low-noise
- Excellent Abrasion Resistance

### Materials

- Pump housing: 304 SS (stainless steel 1.4301)
- Impeller: Noryl
- Shaft: stainless steel 1.4028 / 14404 (1.1 kW)
- Mechanical seal: ceramic/carbon
- Stage chambers: Noryl
- Seals: NBR

### Scope of delivery

- Pump
- Installation and operating instructions

# High pressure centrifugal pumps

## Wilo-MultiCargo MC (North America)

### Equipment/Function

#### Wilo-MultiCargo MC

#### Hydraulic data

Self-priming	•
Non-self-priming	–
Single-stage centrifugal pump	–
Multistage centrifugal pump	•
Close-coupled motor	•

#### Motor

Three phase (208–230 V, 460V)	•
Single phase (115 V, 230 V)	•
Connection cable (1~ version)	–
On/Off switch (for AC version)	–
Capacitor (1~ version)	•
Thermal motor protection switch (1~ version)	•

#### Equipment/scope of delivery

Suction-side and pressure-side PVC screwed connections	–
Support frame	–
Installation and operating instructions	•

• = available, – = not available

# High pressure centrifugal pumps

Wilo-MultiCargo MC (North America)



## Variants overview Wilo-MultiCargo MC

Wilo-MultiCargo MC	
<b>Material</b>	
Pump casing	1.4301 (AISI 304)
Impeller	Noryl
Shaft	1.4301 (AISI 304) XC38 1.0501 (AISI 1035)/1.4301 (AISI 304); for 1.45 HP, 1~ and 2.08 HP
Mechanical seal	Carbon/Ceramic
Stage chambers	Noryl
Seals	NBR
<b>Hydraulic connection</b>	
Discharge side [NPT]	1"
Suction side [NPT]	1"
<b>Motor versions</b>	
Individual motors	–
1 ~ 115 V, 60 Hz	•
1 ~ 230 V, 60 Hz	•
3 ~ 208 V, 60 Hz	•
3 ~ 230 V, 60 Hz	•
3 ~ 460 V, 60 Hz	•
3 ~ 575 V, 60 Hz	–
Ex-protected motors	–
Motors with resistors (PTC)	–
UL certified	•
CSA certified	•
Thermal motor protection (WSK)	–
Insulation class	F

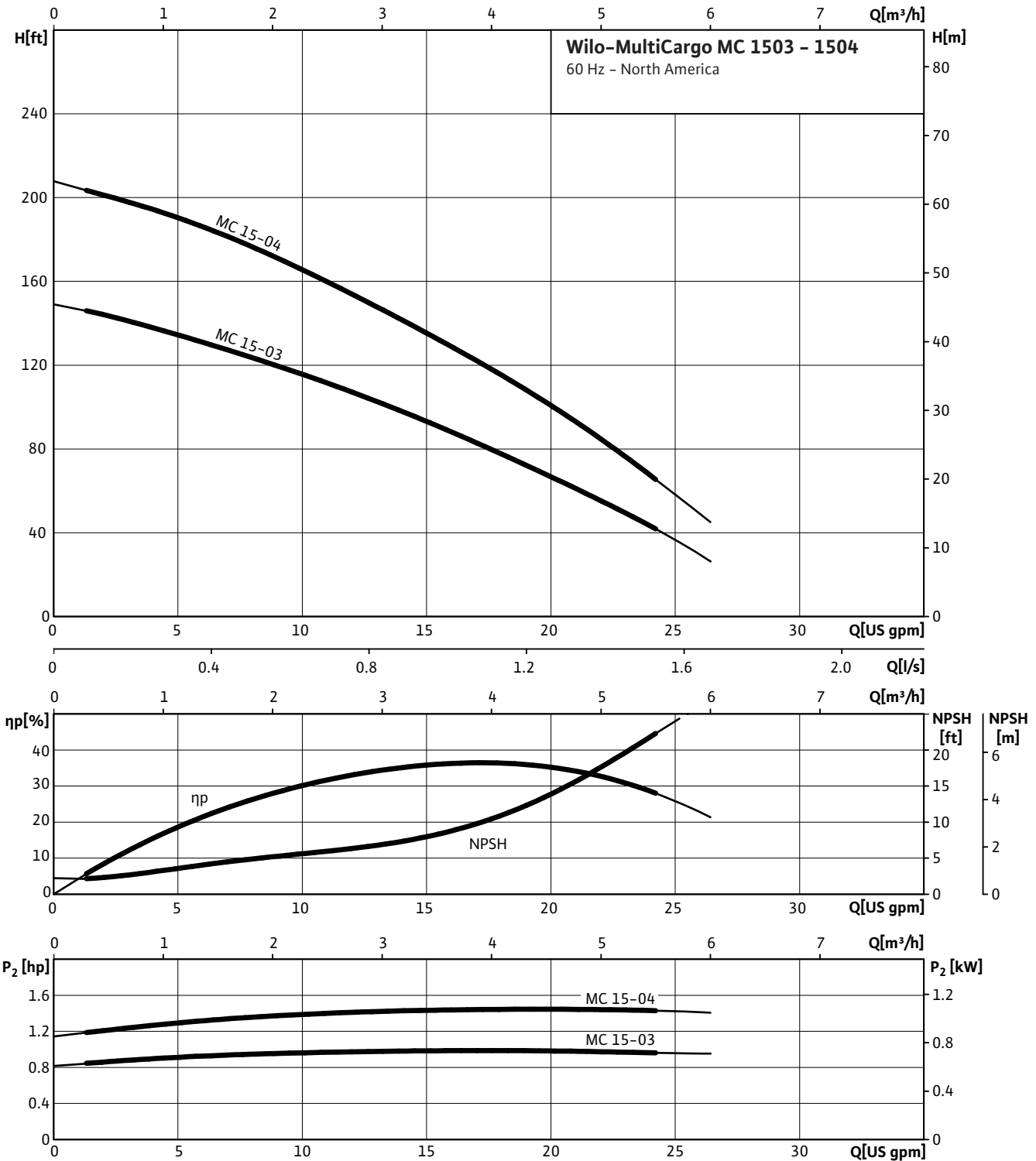
• = available, – = not available

# High pressure centrifugal pumps

Wilco-MultiCargo MC (North America)

## Pump curves Wilco-MultiCargo MC

Wilco-MultiCargo MC 15..



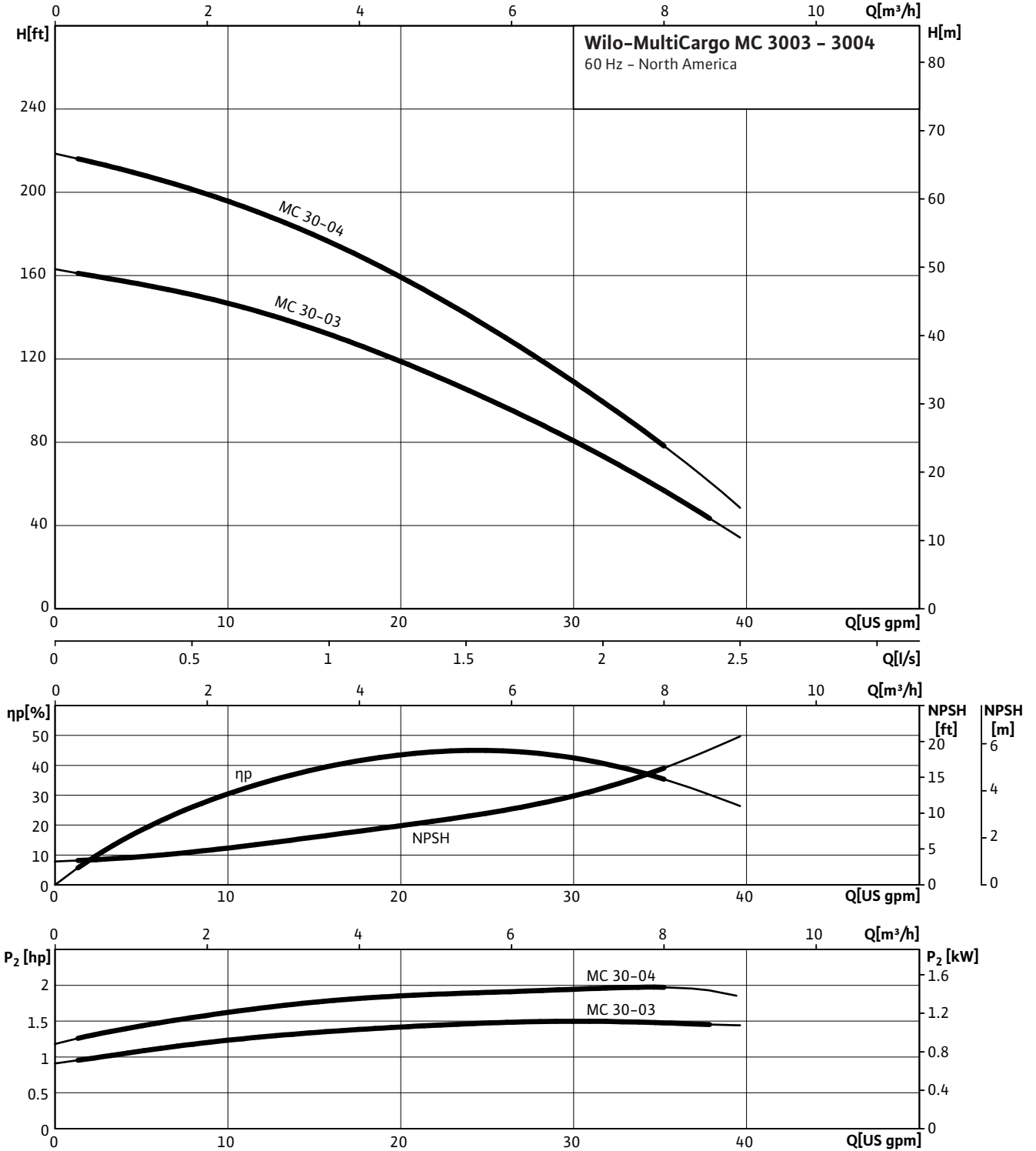
# High pressure centrifugal pumps

Wilo-MultiCargo MC (North America)



## Pump curves Wilo-MultiCargo MC

Wilo-MultiCargo MC 30..



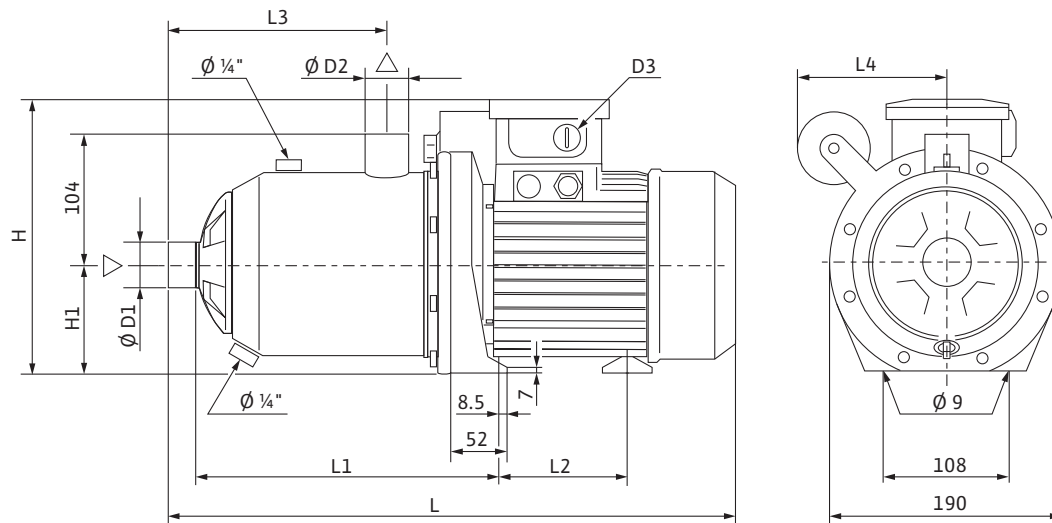
# High pressure centrifugal pumps

Wilo-MultiCargo MC (North America)

## Dimension drawing Wilo-MultiCargo MC

### Dimension drawing

Wilo-MultiCargo MC 15..., 30...



# High pressure centrifugal pumps

Wilo-MultiCargo MC (North America)



## Dimensions, weights Wilo-MultiCargo MC

### Dimensions, weights

Wilo- ...	Phase	Dimensions										Weight	
	-	D1	D2	D3	H	H1	L	L1	L2	L3	L4	-	
	[-]	[NPT]			[mm]								[kg]
MC15-03	3	1"	1"	½"	215	90	423	252	95	157.5	-	10.0	22.0
MC15-03	1	1"	1"	½"	215	90	423	252	95	157.5	115	10.9	24.0
MC15-04	3	1"	1"	½"	215	90	423	252	95	157.5	-	12.0	26.5
MC15-04	1	1"	1"	½"	228	90	448	252	104	157.5	125	11.1	24.5
MC30-03	3	1"	1"	½"	215	90	423	252	95	157.5	-	11.5	25.4
MC30-03	1	1"	1"	½"	228	90	448	252	104	157.5	125	13.4	29.5
MC30-04	3	1"	1"	½"	228	90	448	252	104	157.5	-	13.3	29.3
MC30-04	1	1"	1"	½"	228	90	448	252	104	157.5	125	14.7	32.4

### Dimensions, weights

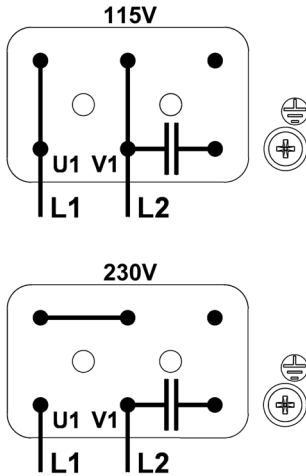
Wilo- ...	Phase	Dimensions										Weight	
	-	D1	D2	D3	H	H1	L	L1	L2	L3	L4	-	
	[-]	[NPT]			[Inch]								[kg]
MC15-03	3	1"	1"	½"	8 ½	3 ½	16 ⅝	9 ⅞	3 ¾	6 ⅜	-	10.0	22.0
MC15-03	1	1"	1"	½"	8 ½	3 ½	16 ⅝	9 ⅞	3 ¾	6 ⅜	4 ½	10.9	24.0
MC15-04	3	1"	1"	½"	8 ½	3 ½	16 ⅝	9 ⅞	3 ¾	6 ⅜	-	12.0	26.5
MC15-04	1	1"	1"	½"	9	3 ½	17 ⅝	9 ⅞	4 ⅛	6 ⅜	4 ⅞	11.1	24.5
MC30-03	3	1"	1"	½"	8 ½	3 ½	16 ⅝	9 ⅞	3 ¾	6 ⅜	-	11.5	25.4
MC30-03	1	1"	1"	½"	9	3 ½	17 ⅝	9 ⅞	4 ⅛	6 ⅜	4 ⅞	13.4	29.5
MC30-04	3	1"	1"	½"	9	3 ½	17 ⅝	9 ⅞	4 ⅛	6 ⅜	-	13.3	29.3
MC30-04	1	1"	1"	½"	9	3 ½	17 ⅝	9 ⅞	4 ⅛	6 ⅜	4 ⅞	14.7	32.4

# High pressure centrifugal pumps

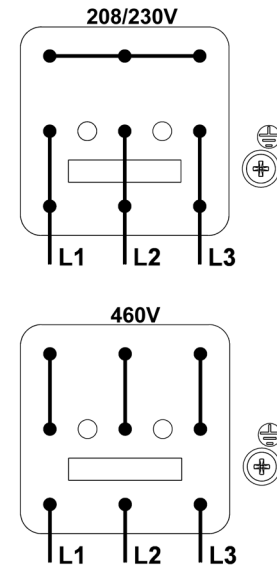
Wilo-MultiCargo MC (North America)

## Wiring Diagram, Motor Data Wilo-MultiCargo MC

Wiring diagram 1~



Wiring diagram 3~



### Motor data

Wilo- ...	P <sub>2</sub>		Phase	Current A (C)	Voltage V (A)
	[HP]	[kW]	-	I	U
			[~]	[A]	[V]
MC15-03	1.0	0.75	3	3.7/3.7	208/230
MC15-03	1.0	0.75	3	1.85	460
MC15-03	1.0	0.75	1	10.5	115
MC15-03	1.0	0.75	1	5.4	230
MC15-04	1.5	1.0	3	5.5/5.5	208/230
MC15-04	1.5	1.0	3	2.75	460
MC15-04	1.5	1.0	1	16.2	115
MC15-04	1.5	1.0	1	8.3	230
MC30-03	1.5	1.0	3	5.5/5.5	208/230
MC30-03	1.5	1.0	3	5.5/5.5	460
MC30-03	1.5	1.0	1	16.2	115
MC30-03	1.5	1.0	1	8.3	230
MC30-04	2.0	1.5	3	6.9/7.1	208/230
MC30-04	2.0	1.5	3	3.55	460
MC30-04	2.0	1.5	1	21.2	115
MC30-04	2.0	1.5	1	10.8	230