



THE RIGHT PUMP FOR
TOUGH JOBS

BJM X SERIES

**CORROSION RESISTANT
316 STAINLESS STEEL
SUBMERSIBLE PUMPS**



BJM X SERIES 316SS PUMPS

DESIGNED FOR PUMPING LIQUIDS THAT TYPICALLY
CORRODE CAST IRON PUMPS

BJM SERIES 316SS PUMPS


PROVEN CONSTRUCTION FOR PUMPING LIQUIDS THAT **CORRODE CAST IRON** SUBMERSIBLE PUMPS

Food processing liquids that **corrode cast iron** pumps

- Water – fresh, carbonated, mine or salt
- Beer, wine and other spirits
- Fruit, grape and vegetable juice
- Starches
- Milk
- Mustard, mayonnaise and ketchup
- Salad dressings and soy sauce
- Blood

Chemicals processed, transported, stored and packaged that **corrode cast iron** pumps (installed in tanks and sumps):


- Cleaning agents
- Medicines
- Adhesives
- Solvents
- Fertilizer
- Bleaches
- Coatings
- Flavorings
- Paints and Lacquers
- Soaps and Detergents
- Pesticides and Insecticides
- Preservatives

BJM  SERIES pumps made of cast **316 Stainless Steel**, with no welds, are rated A or B (excellent or good) for corrosive resistance with above sampling of chemicals used to produce these liquids. Pumps made of **Cast Iron** are rated D or F.

EPA DRIVEN REGULATIONS REQUIRES LOCATIONS THAT HANDLE LIQUIDS MUST HAVE A SYSTEM TO COLLECT AND RETAIN LIQUIDS. IF THE PUMP FAILS, IT CAN BE COSTLY.

COMPARE THE LIFE CYCLE COST OF A BJM SERIES 316SS PUMP TO A CAST IRON PUMP HANDLING **CORROSIVE** CHEMICALS:

Example: 5 years, 2 HP pump. Cast iron pump can corrode, fail & be replaced annually. Corroded pumps that fail results in sump overflow, pollution and business production interruption.

| | BJM  SERIES 316SS | PUMPCAST IRON PUMP |
|---|--|--------------------|
| Purchase Price | \$ 2400 | \$ 1440 |
| Yr 1 | | |
| 2 | 0 | 1440 |
| 3 | 0 | 1440 |
| 4 | 0 | 1440 |
| 5 | 0 | 1440 |
| Electric power cost .08/KwHr x 2000 hrs | 160 | 160 |
| Installation / Removal @ \$ 100 per | 100 | 500 |
| Spill cleanup and removal @ 500 per | 0 | 2500 |
| Est. of Loss Business @ \$ 500 per | 0 | 2500 |
| EPA reporting @ \$ 50/hr x 2 hrs per | 0 | 500 |
| Fines applied for spill @ \$ 200 per | 0 | 1000 |
| Routine Pump Maintenance \$ 250/yr | 1250 | 0 |
| TOTAL LIFE CYCLE COST | \$3,910 | \$7,160 |

BJM X SERIES CONSTRUCTION

Cast 316 Stainless Steel (ASTM 48)

- No other wetted part metal
- No welds

316SS parts precision cast up to

5HP models for enhanced surface quality

Viton Elastomers. (EPDM or Buna Optional)

- Double Mechanical Seal
- Carbon ceramic upper
- Silicon carbide lower
- Viton™ Lip Seal

Seal Minder™

- Standard on SX, SKX models
- Optional on JX, JXH models
- Not available on RX models

Motor: Air Filled

- Class F or H Motor Insulation
- Thermal overload protection

Motor Horsepower

- 1 – 20 HP

Motor Voltage

- 1 phase: 115 and 230 Volt
- 3 phase: 208, 230, 460, 575 Volt

Power Cord: 33 ft (10m) standard

- Other lengths available
- SOOW cord. UL, OSHA, MSHA approved
- EPDM power cord is available

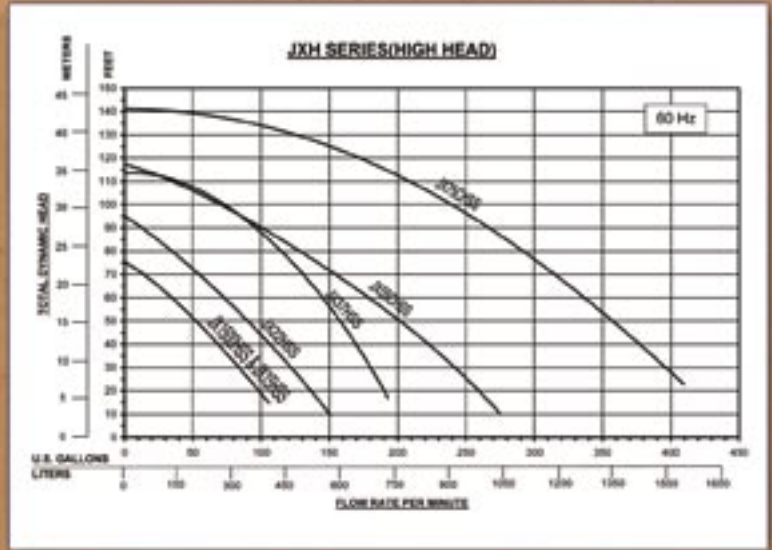
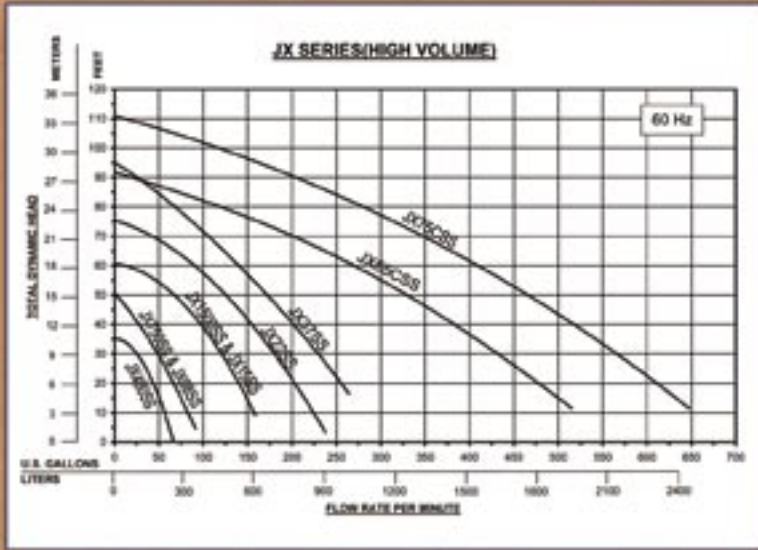
Accessories

- 316 Stainless Steel Slide Rails
- Control Panels



BJM X SERIES PUMPS are not explosion proof
and are not designed for pumping flammable liquids.

JX and JXH SERIES – SUMP / DEWATERING PUMPS



- Bottling plants
- Bulk chemical transfer
- Metal finishing
- Solvent extraction mining
- Leachate recovery
- Retention sumps

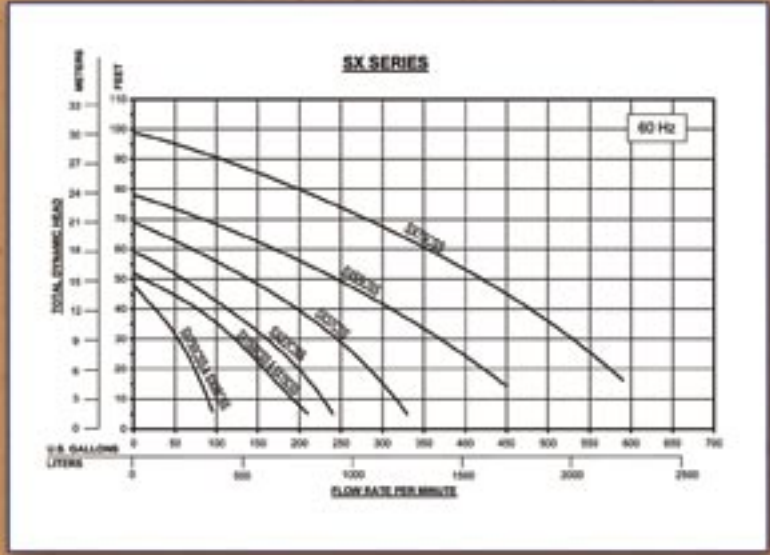
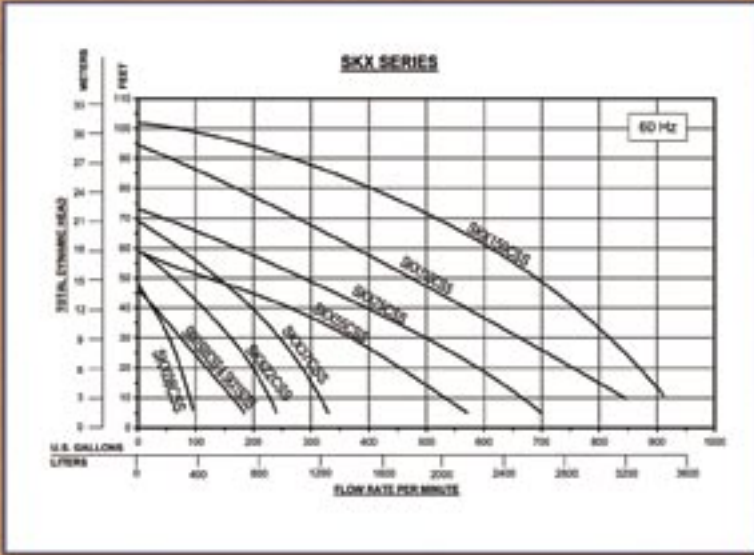


| MODEL | DISCH. SIZE | H.P. | VOLT | PHASE | RPM | RATED AMPS | MAX SOLIDS | MAX HEAD | MAX GPM | WEIGHT LBS. | HEIGHT | WIDTH | CABLE |
|----------|-------------|------|---------|-------|------|------------|------------|----------|---------|-------------|--------|-------|-------|
| JX400SS | 2" | 0.5 | 115/230 | 1 | 3450 | 7/3.5 | 1/8" | 35' | 66 | 38 | 15.7" | 8.5" | 33' |
| JX750SS | 2" | 1 | 115/230 | 1 | 3450 | 14/7 | 3/16" | 50' | 91 | 66 | 17.3" | 11.2" | 33' |
| JX1500SS | 3" | 2 | 230 | 1 | 3450 | 14 | 3/16" | 60' | 158 | 84 | 18.7" | 12.5" | 50' |
| JX08SS | 2" | 1 | 230/460 | 3 | 3450 | 3/1.5 | 3/16" | 50' | 91 | 60 | 15.2" | 11.2" | 33' |
| JX15SS | 3" | 2 | 230/460 | 3 | 3450 | 6/3 | 3/16" | 60' | 158 | 72 | 16.4" | 11.2" | 33' |
| JX22SS | 3" | 3 | 230/460 | 3 | 3450 | 9/4.5 | 3/8" | 75' | 237 | 96 | 18.5" | 12.5" | 33' |
| JX37SS | 4" | 5 | 230/460 | 3 | 3450 | 14/7 | 3/8" | 95' | 264 | 108 | 19.7" | 12.5" | 33' |
| JX55CSS | 4" | 7.5 | 230/460 | 3 | 3450 | 21/10.5 | 3/8" | 92' | 515 | 233 | 25.5" | 20.5" | 33' |
| JX75CSS | 4" | 10 | 230/460 | 3 | 3450 | 30/15 | 3/8" | 110' | 647 | 258 | 27.75" | 20.5" | 33' |



| MODEL | DISCH. SIZE | H.P. | VOLT | PHASE | RPM | RATED AMPS | MAX SOLIDS | MAX HEAD | MAX GPM | WEIGHT LBS. | HEIGHT | WIDTH | CABLE |
|-----------|-------------|------|---------|-------|------|------------|------------|----------|---------|-------------|--------|-------|-------|
| JX1500HSS | 2" | 2 | 230 | 1 | 3450 | 14 | 3/16" | 75' | 105 | 84 | 18.7" | 12.5" | 50' |
| JX15HSS | 2" | 2 | 230/460 | 3 | 3450 | 6/3 | 3/16" | 75' | 105 | 66 | 16.4" | 11.2" | 33' |
| JX22HSS | 2" | 3 | 230/460 | 3 | 3450 | 9/4.5 | 3/8" | 95' | 150 | 94 | 18.5" | 12.5" | 33' |
| JX37HSS | 2" | 5 | 230/460 | 3 | 3450 | 14/7 | 3/8" | 113' | 192 | 108 | 19.7" | 12.5" | 33' |
| JX55CHSS | 3" | 7.5 | 230/460 | 3 | 3450 | 21/10.5 | 3/8" | 117' | 274 | 227 | 25.5" | 20.5" | 33' |
| JX75CHSS | 4" | 10 | 230/460 | 3 | 3450 | 30/15 | 3/8" | 141' | 409 | 252 | 27.75" | 20.5" | 33' |

SKX SHREDDER and SX NON-CLOG PUMPS



- Marine parks & Aquariums
- Food processing plants
- Medical wastes
- Beverage Bottling
- Fish processing
- Coal runoff ponds
- Poultry Plants
- Paper Mills
- Chemical wastes

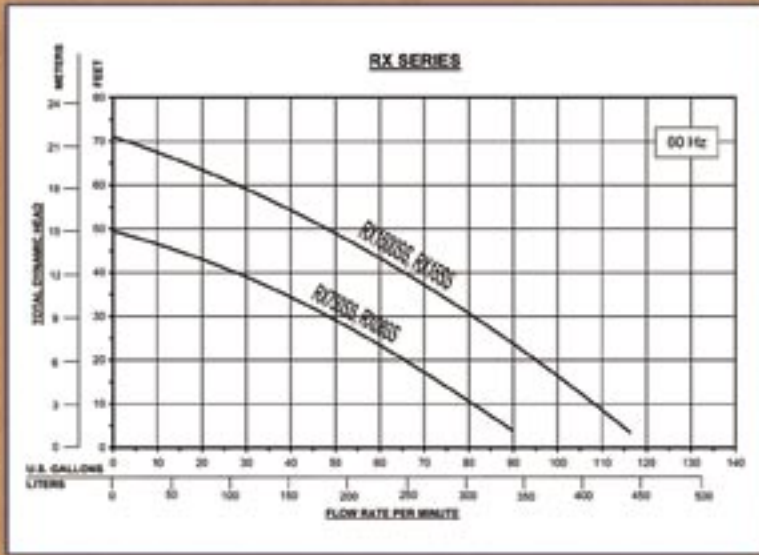


| MODEL | DISCH. SIZE | H.P. | VOLT | PHASE | RPM | RATED AMPS | MAX SOLIDS | MAX HEAD | MAX GPM | WEIGHT LBS. | HEIGHT | WIDTH | CABLE |
|------------|-------------|------|---------|-------|------|------------|------------|----------|---------|-------------|--------|--------|-------|
| SKX1500CSS | 3" | 2 | 230 | 1 | 3450 | 14 | 2.5" | 46' | 185 | 104 | 21.25" | 14.75" | 33' |
| SKX08CSS | 2" | 1 | 230/460 | 3 | 3450 | 3/1.5 | 2" | 48' | 95 | 69 | 21.25" | 13.5" | 33' |
| SKX15CSS | 3" | 2 | 230/460 | 3 | 3450 | 6/3 | 2.5" | 46' | 185 | 95 | 20.5" | 14.75" | 33' |
| SKX22CSS | 3" | 3 | 230/460 | 3 | 3450 | 9/4.5 | 2.5" | 59' | 240 | 125 | 21.75" | 15.25" | 33' |
| SKX37CSS | 4" | 5 | 230/460 | 3 | 3450 | 14/7 | 3" | 69' | 330 | 136 | 22.5" | 15.25" | 33' |
| SKX55CSS | 4" | 7.5 | 230/460 | 3 | 1750 | 21/10.5 | 3.5" | 59' | 570 | 398 | 29.5" | 29.5" | 33' |
| SKX75CSS | 4" | 10 | 230/460 | 3 | 1750 | 30/15 | 3.5" | 73' | 700 | 414 | 31.15" | 29.5" | 33' |
| SKX110CSS | 6" | 15 | 230/460 | 3 | 1750 | 39.6/19.8 | 3.5" | 94' | 845 | 610 | 35.6" | 35.15" | 33' |
| SKX150CSS | 6" | 20 | 460 | 3 | 1750 | 25.7 | 3.5" | 101' | 911 | 630 | 37.6" | 35.15" | 33' |



| MODEL | DISCH. SIZE | H.P. | VOLT | PHASE | RPM | RATED AMPS | MAX SOLIDS | MAX HEAD | MAX GPM | WEIGHT LBS. | HEIGHT | WIDTH | CABLE |
|-----------|-------------|------|---------|-------|------|------------|------------|----------|---------|-------------|--------|--------|-------|
| SX750CSS | 2" | 1 | 115/230 | 1 | 3450 | 14/7 | 2" | 48' | 95 | 75 | 21.25" | 13.5" | 33' |
| SX1500CSS | 3" | 2 | 230 | 1 | 3450 | 14 | 2" | 52' | 210 | 104 | 21.25" | 14.75" | 33' |
| SX08CSS | 2" | 1 | 230/460 | 3 | 3450 | 3/1.5 | 2" | 48' | 95 | 69 | 21.25" | 13.5" | 33' |
| SX15CSS | 3" | 2 | 230/460 | 3 | 3450 | 6/3 | 2" | 52' | 210 | 94 | 20.5" | 14.75" | 33' |
| SX22CSS | 3" | 3 | 230/460 | 3 | 3450 | 9/4.5 | 2" | 59' | 240 | 125 | 21.75" | 15.25" | 33' |
| SX37CSS | 3" or 4" | 5 | 230/460 | 3 | 3450 | 14/7 | 2" | 69' | 330 | 136 | 22.5" | 15.25" | 33' |
| SX55CSS | 4" | 7.5 | 230/460 | 3 | 3450 | 21/10.5 | 2.5" | 78' | 450 | 251 | 27.5" | 20.5" | 33' |
| SX75CSS | 4" | 10 | 230/460 | 3 | 3450 | 30/15 | 2.5" | 99' | 590 | 280 | 30.25" | 20.5" | 33' |

RX PORTABLE TOP DISCHARGE PUMPS



- Chemical Spill Recovery
- Plant cleanup
- Environment Remediation



| MODEL | DISCH. SIZE | H.P. | VOLT | PHASE | RPM | RATED AMPS | MAX SOLIDS | MAX HEAD | MAX GPM | WEIGHT LBS. | HEIGHT | WIDTH | CABLE |
|----------|-------------|------|---------|-------|------|------------|------------|----------|---------|-------------|--------|-------|-------|
| RX750SS | 2" | 1 | 115/230 | 1 | 3450 | 14/7 | 1/4" | 50' | 89 | 68 | 19.3" | 7.3" | 50' |
| RX1500SS | 2" | 2 | 230 | 1 | 3450 | 14 | 1/4" | 71' | 116 | 80 | 20.5" | 7.3" | 50' |
| RX08SS | 2" | 1 | 230/460 | 3 | 3450 | 3/1.5 | 1/4" | 50' | 89 | 64 | 19.3" | 7.3" | 50' |
| RX15SS | 2" | 2 | 230/460 | 3 | 3450 | 6/3 | 1/4" | 71' | 116 | 70 | 19.3" | 7.3" | 50' |

WHY BJM X SERIES 316SS PUMPS?

THE BJM X SERIES PUMPS ARE THE BETTER SOLUTION

X SERIES reduce or eliminate costs of plant shutdowns, project delays or environmental penalties resulting from failed corroded cast iron pumps.

X SERIES are less expensive to operate than air operated pumps that use inefficient amounts of compressed air and require frequent expensive repair.

X SERIES do not have suction or NPSH limitations of self priming pumps.

SPECIFICATIONS SUBJECT TO CHANGE WITHOUT NOTICE.



123 Spencer Plain Road
P.O. Box 1138
Old Saybrook, CT 06475

Tel: (860)-399-5937
Toll Free: (877)-BJM-PUMP
Fax: (860)-399-7784

Web: www.bjmpumps.com

Distributor: