

ITT

Residential Water Systems

Goulds Pumps

PE Submersible
Effluent Pump



FEATURES


- Corrosion resistant construction.
- Cast iron body.
- Thermoplastic impeller and cover.
- Upper sleeve and lower heavy duty ball bearing construction.
- Motor is permanently lubricated for extended service life.
- Powered for continuous operation.
- All ratings are within the working limits of the motor.
- Quick disconnect power cord, 20' standard length, heavy duty 16/3 SJTW with 115 or 230 volt grounding plug.
- Complete unit is heavy duty, portable and compact.
- Mechanical seal is carbon, ceramic, BUNA and stainless steel.
- Stainless steel fasteners.



Goulds Pumps is a brand of ITT Water Technology, Inc.
- a subsidiary of ITT Industries, Inc.

www.goulds.com

Engineered for life



ITT

GOULDS PUMPS Residential Water Systems

APPLICATIONS

Specially designed for the following uses:

- Mound Systems
- Effluent/Dosing Systems
- Low Pressure Pipe Systems
- Basement Draining
- Heavy Duty Sump/
Dewatering

SPECIFICATIONS

Pump – General:

- Discharge: 1½" NPT
- Temperature: 104°F (40°C) maximum, continuous when fully submerged.
- Solids handling: ½" maximum sphere.
- Automatic models include a float switch.
- Manual models available.
- Pumping range: see performance chart or curve.

PE31 Pump:

- Maximum capacity: 53 GPM
- Maximum head: 25' TDH

PE41 Pump:

- Maximum capacity: 61 GPM
- Maximum head: 29' TDH

PE51 Pump:

- Maximum capacity: 70 GPM
- Maximum head: 37' TDH

MOTOR

General:

- Single phase
- 60 Hertz
- 115 and 230 volts
- Built-in thermal overload protection with automatic reset.
- Class B insulation.
- Oil-filled design.
- High strength carbon steel shaft.

PE31 Motor:

- .33 HP, 3000 RPM
- 115 volts
- Shaded pole design

PE41 Motor:

- .40 HP, 3400 RPM
- 115 and 230 volts
- PSC design

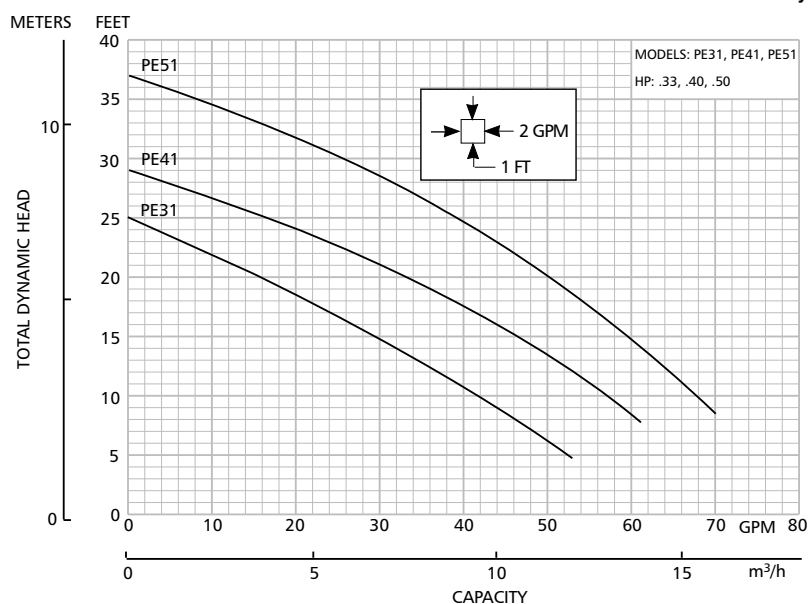
PE51 Motor:

- .50 HP, 3400 RPM
- 115 and 230 volts
- PSC design


AGENCY LISTINGS



Tested to UL 778 and
CSA 22.2 108 Standards
By Canadian Standards Association
File #LR38549



Goulds Pumps is ISO 9001 Registered.



ITT

GOULDS PUMPS Residential Water Systems

PERFORMANCE RATINGS

PE31

Total Head (feet of water)	GPM
5	52
10	42
15	29
20	16
25	0

PE51

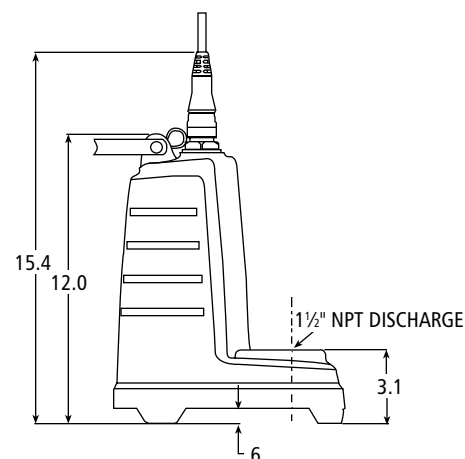
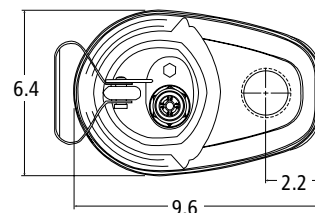
Total Head (feet of water)	GPM
10	67
15	59
20	50
25	39
30	26
35	8

PE41

Total Head (feet of water)	GPM
8	61
10	57
15	46
20	33
25	16


DIMENSIONS

(All dimensions are in inches. Do not use for construction purposes.)



PUMP INFORMATION

Order No.	HP	Volts	Amps	Minimum Circuit Breaker	Phase	Float Switch Style	Cord Length	Discharge Connection	Minimum Basin Diameter	Maximum Solids Size	Shipping Weight lbs/kg
PE31M	0.33	115	12	20	1	Manual / No Switch	20'	1.5"	18"	.5"	31 / 14.1
PE31P1				Piggyback Float Switch							
PE41M	0.4		7.5	15		Manual / No Switch					
PE41P1						Piggyback Float Switch					
PE42M	0.4	230	3.7	10		Manual / No Switch					
PE42P1						Piggyback Float Switch					
PE51M	0.5	115	9.5	20		Manual / No Switch					
PE51P1						Piggyback Float Switch					
PE52M		230	4.7	10		Manual / No Switch					
PE52P1						Piggyback Float Switch					



ITT

Residential Water Systems



Goulds Pumps and the ITT Engineered Blocks Symbol are registered trademarks and tradenames of ITT Industries Inc.

SPECIFICATIONS ARE SUBJECT TO CHANGE WITHOUT NOTICE.

BPE February, 2006

© 2006 ITT Water Technology, Inc.

Engineered for life