

# Elevator Sump Kits and Components

The Oil **Smart** Switch with panel or alarm, when combined with a pump, allows water to be pumped from Elevator sumps, leachate wells and transformer vaults without danger of pumping oil into sewers and waterways.



The Oil **Removal** System is an oil removal system providing alarm when oil is being pumped.

## FEATURES

Protects environment from hazardous waste

The solid state device senses between oil and water

Panel and switch kitted with effluent single phase pumps.

Only operates pump if water is sensed by probes. Does not operate if oil is present in pit.

**Oil Removal:** Sensor differentiates between oil and water. Panel allows oil to be pumped.



A1 SEEWATER  
Oil Smart  
Switch



A4-SEE1



**OIL SMART® SWITCH**

- Solid state sensing device that differentiates between oil and water
- Two sense points, Pump On and Pump Off, reduces the risk of pumping oil or other hydrocarbons into the environment
- Includes mounting hardware
- Pump On position is the shorter rod
- Pump Off position is the longer rod
- Pumping Differential: 6"
- Dimensions: 2.5" wide x 6" high (body less rods) x 1.75" deep.
- 20' cord
- Completely encapsulated and water-tight
- CE, UL 508, UL Marine and CUL Listings
- Exceeds U.S. Coast Guard Standards
- Complies with State and Federal regulations and reduces the risk of adverse publicity and expensive cleanup costs.

Part Number **A1SEEWATER**  
**A1SEEWATERP (with plug)**

**OIL SMART® ALARM**

- Alarm leak or liquid detection
- 120V
- Includes Liquid Smart® Sensor
- Sensor differentiates between oil and water
- Alarm indication differentiates liquid
- Dry contacts

**Part Number A4-SEE1**

Part Number **A1SEEWATER1** includes:

- A1SEEWATERP
- A4SEE1

## Wastewater

### SIMPLEX SINGLE PHASE PANEL

- Simplex, 115 or 230 volt, 1Ø panel, up to 20 amps, in rugged NEMA 4X fiberglass enclosure with locking hasp and hinged door. Up to 1 HP.
- Use with our model A1SEEWATER Oil Smart sensor to control a sump/effluent pump in areas where oil may be present.
- The sensor differentiates between oil and water. The panel and sensor will not allow the pump to operate unless water is present, eliminating environmental contamination and costly oil cleanups.
- High level alarm features a top mounted high intensity red alarm light with 360° visibility and a 95db corrosion resistant alarm horn.
- Terminal strip with connections
- Entire panel is UL and CUL Listed.
- Switch included (A1SEEWATER)

#### Part Number A1SEE1

(replaces S120ENPR and S230ENPR)

### SIMPLEX SINGLE PHASE PANEL OIL REMOVAL

- The sensor differentiates between oil and water. The panel will allow oil to be pumped while sending alarm.

#### Part Number A1SEE2

### SIMPLEX THREE PHASE PANEL

- Simplex, 3Ø panel in rugged NEMA 4X fiberglass enclosure with locking hasp.

Part Number – 480V = A3SEE1  
– 208-230V = A3SEE3

### SIMPLEX THREE PHASE PANEL OIL REMOVAL

- The sensor differentiates between oil and water. The panel will allow oil to be pumped while sending alarm signal.

Part Number – 480V = A3SEE2  
– 208-230V = A3SEE4

### DUPLEX SINGLE PHASE PANEL

- 1Ø panel, 115 / 208 / 230 volt
- Two 20 amp motor start relays
- Operates pumps: up to ¾ HP at 120V  
up to 2 HP at 230V
- Includes Liquid Smart® alarm sensor
- Alarm indication differentiates liquid
- Includes high water 2-pump demand switch
- Includes Oil Smart® pump controller
- Alternation, 2-pump high demand, pump no load lockout.
- Seal fail fault and high temperature
- NEMA 4X enclosure
- Dry contacts
- All switches included

#### Part Number D1SEE20

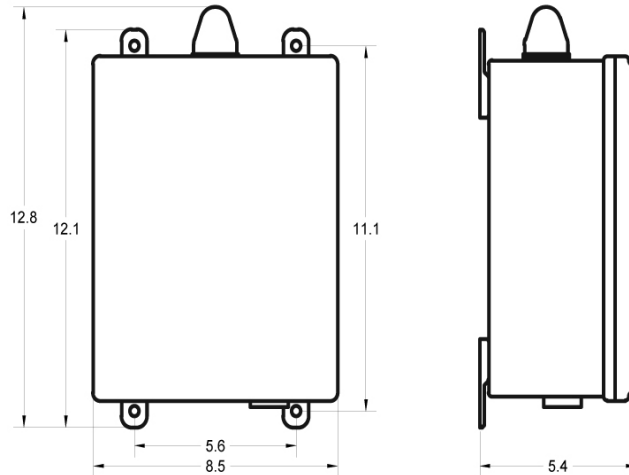
Part Number D1SEE20 includes:

- Panel / Alarm
- Switch
- Controller

### PANEL LAYOUTS

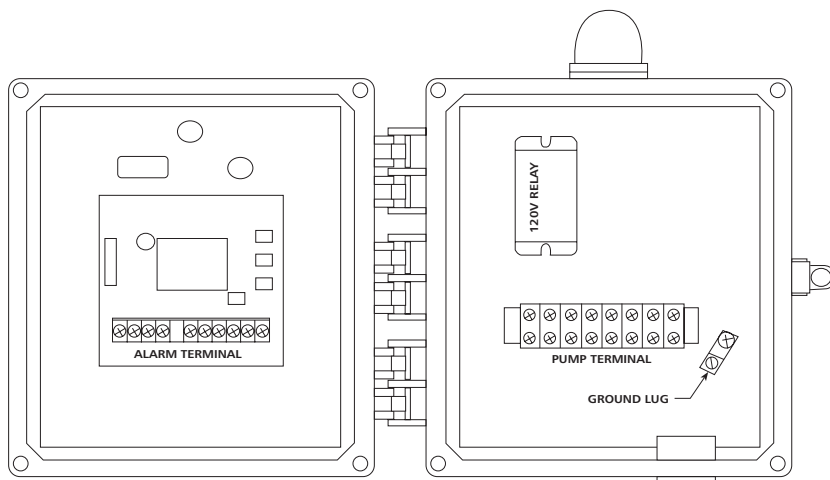
#### SIMPLEX SINGLE PHASE PANEL — A1SEE1

##### Enclosure Dimensions (in inches)

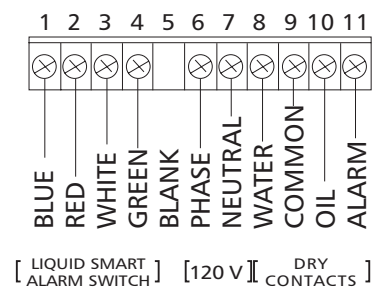


#### Wiring Diagram

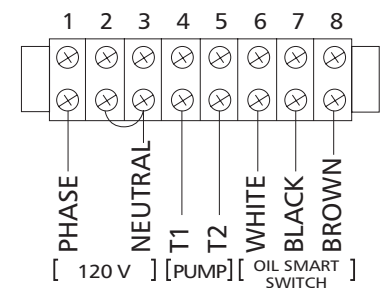
##### INSIDE VIEW



##### ALARM TERMINAL



##### PUMP TERMINAL

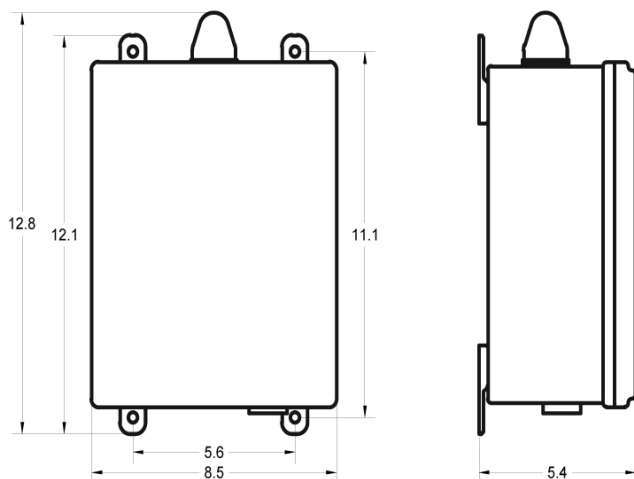


\*for 240V, remove jumper

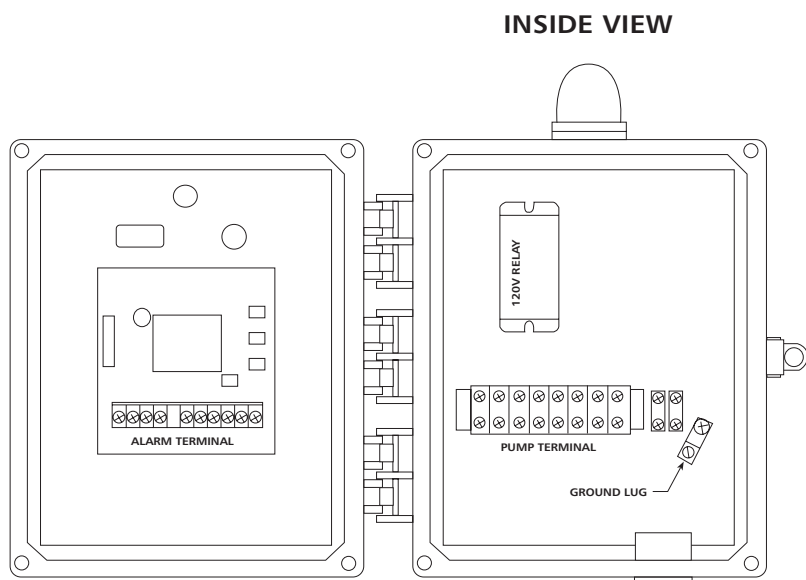
### PANEL LAYOUTS

#### SIMPLEX PANEL OIL REMOVAL — A1SEE2

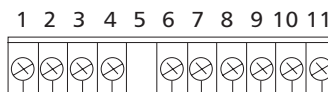
##### Enclosure Dimensions (in inches)



### Wiring Diagram



#### ALARM TERMINAL

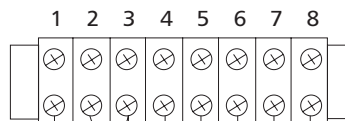


1 2 3 4 5 6 7 8 9 10 11

BLUE  
RED  
WHITE  
GREEN  
BLANK  
PHASE  
NEUTRAL  
WATER  
COMMON  
OIL  
ALARM

[ LIQUID SMART ] [ 120 V ] [ DRY ]  
[ ALARM SWITCH ] [ CONTACTS ]

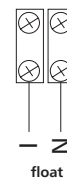
#### PUMP TERMINAL



1 2 3 4 5 6 7 8

PHASE  
NEUTRAL  
T1  
T2  
WHITE  
BLACK  
BROWN

[ 120 V ] [ PUMP ] [ OIL SMART ]  
[ SWITCH ]

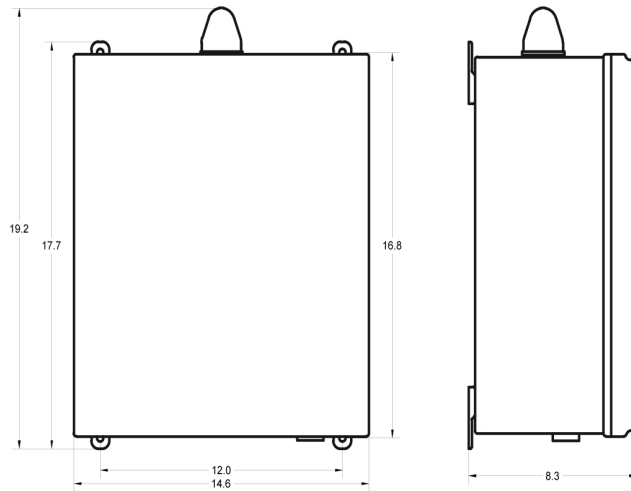


\*for 240V, remove jumper

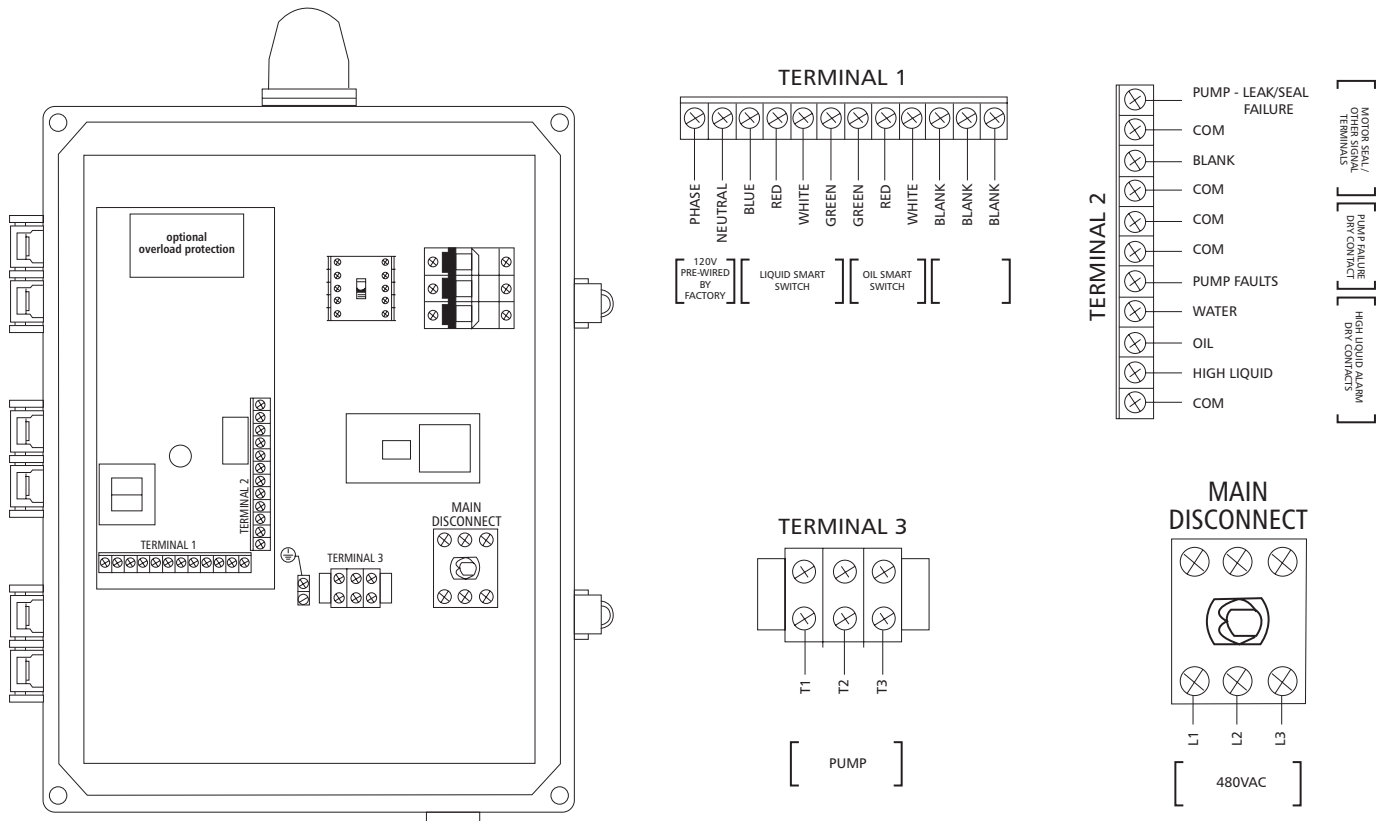
### PANEL LAYOUTS

#### SIMPLEX THREE PHASE PANEL — A3SEE1, 3

##### Enclosure Dimensions (in inches)



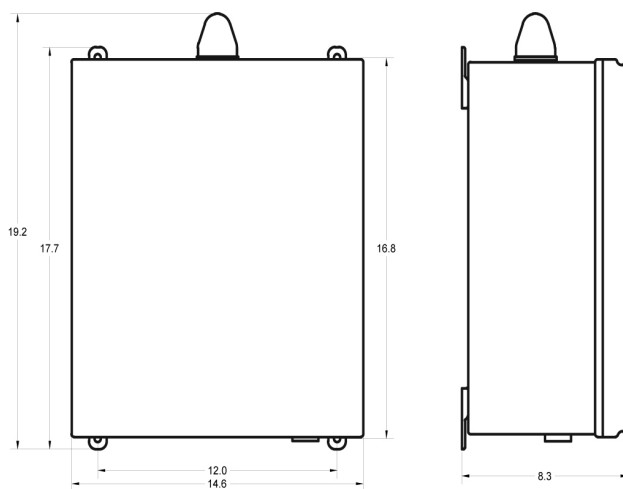
##### Wiring Diagram



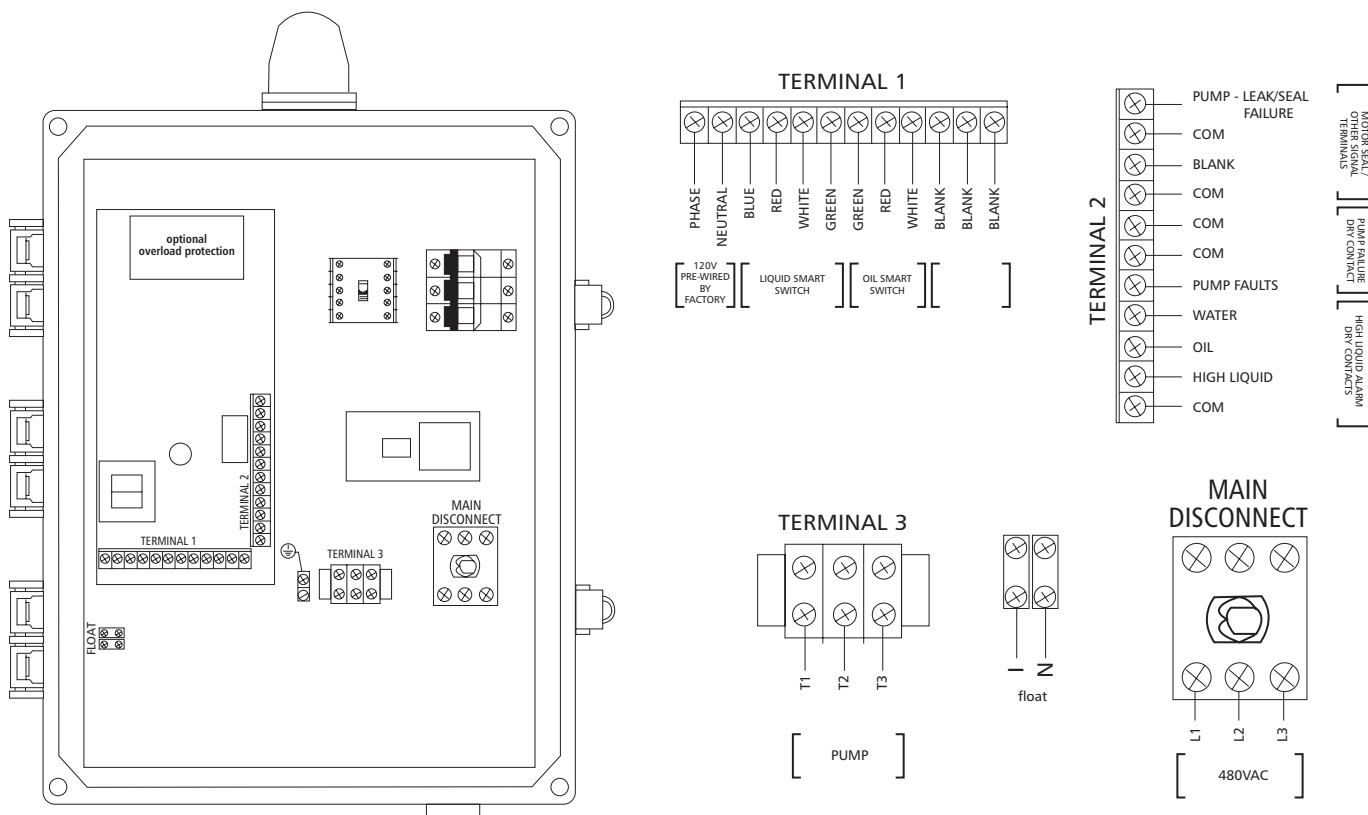
### PANEL LAYOUTS

#### SIMPLEX THREE PHASE OIL REMOVAL PANEL — A3SEE2, 4

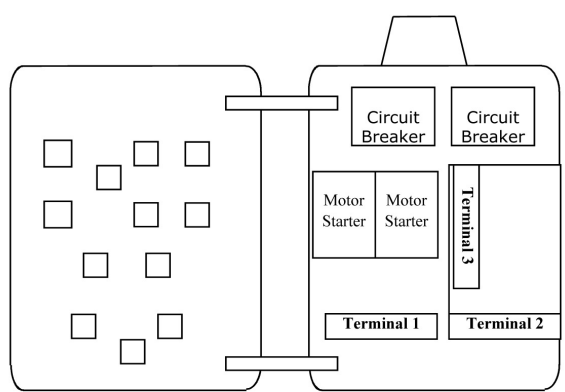
##### Enclosure Dimensions (in inches)



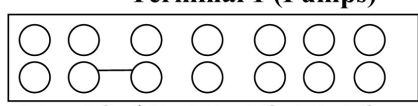
### Wiring Diagram



### DUPLEX PANEL — D1SEE20

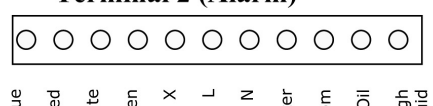


#### Terminal 1 (Pumps)



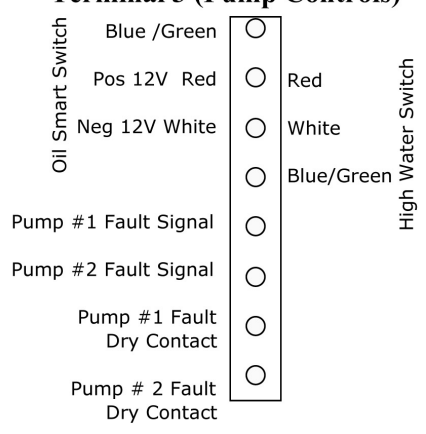
120V \*(For 240V, Remove Jumper)      PUMP 1      Pump 2

#### Terminal 2 (Alarm)



Blue    Red    White    Green    X    L    N    Water    Com    Oil    High Liquid  
Liquid Smart      120V      Dry Contacts

#### Terminal 3 (Pump Controls)

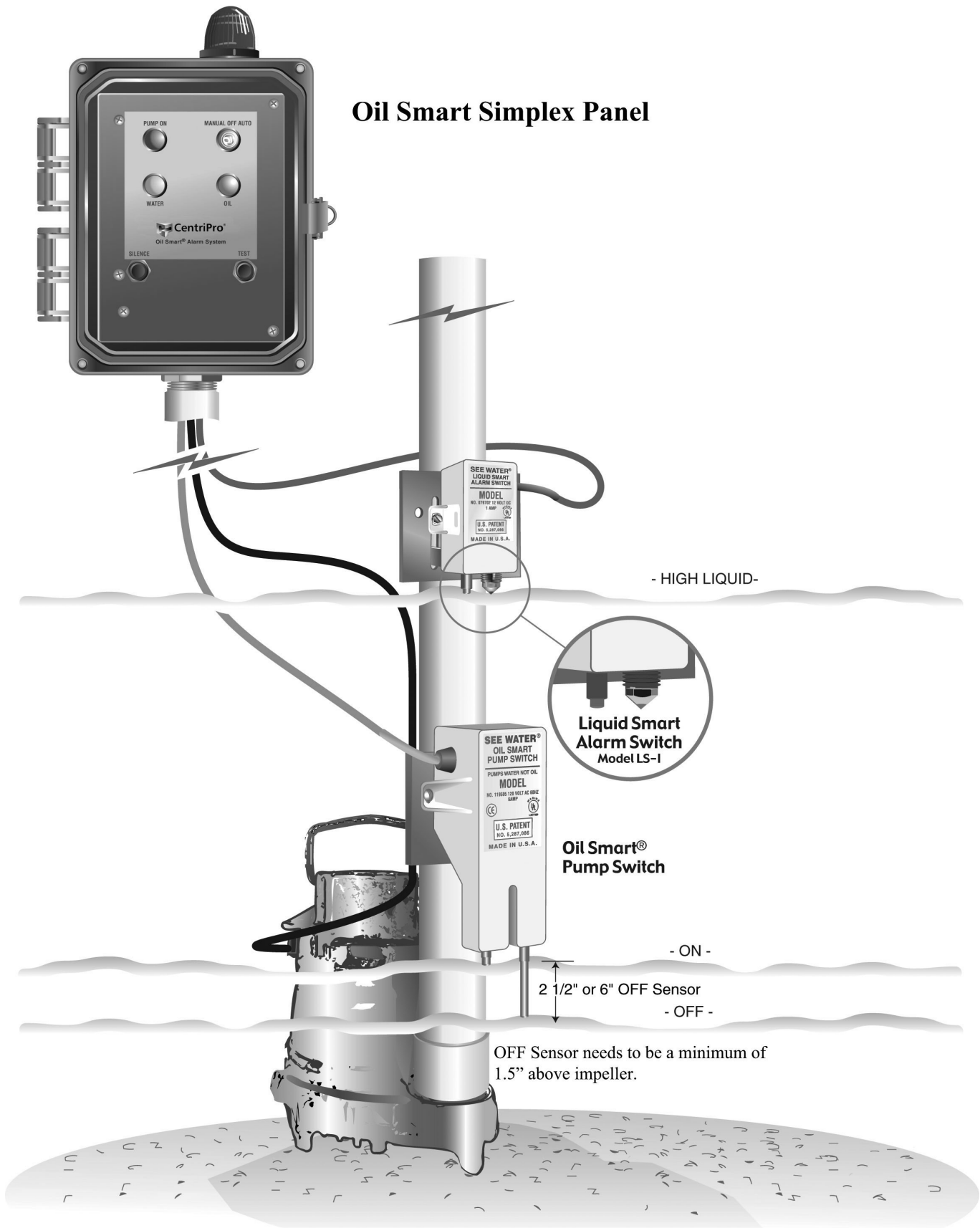


### Technical Specifications:

- Panel Enclosure: Heavy Duty NEMA 4X Polycarbonate, 14" x 12" x 6"
- Components Enclosure: Type 3R High Impact Injected Plastic
- Oil Smart Switch Dimensions: 2.5" W x 6" H x 1.75" D plus 6" sensor
- Liquid Smart/High Water 2 Pump Switch Dimensions: 3.5" H x 1.5" W x 1.5" D



### PUMP INSTALLATION

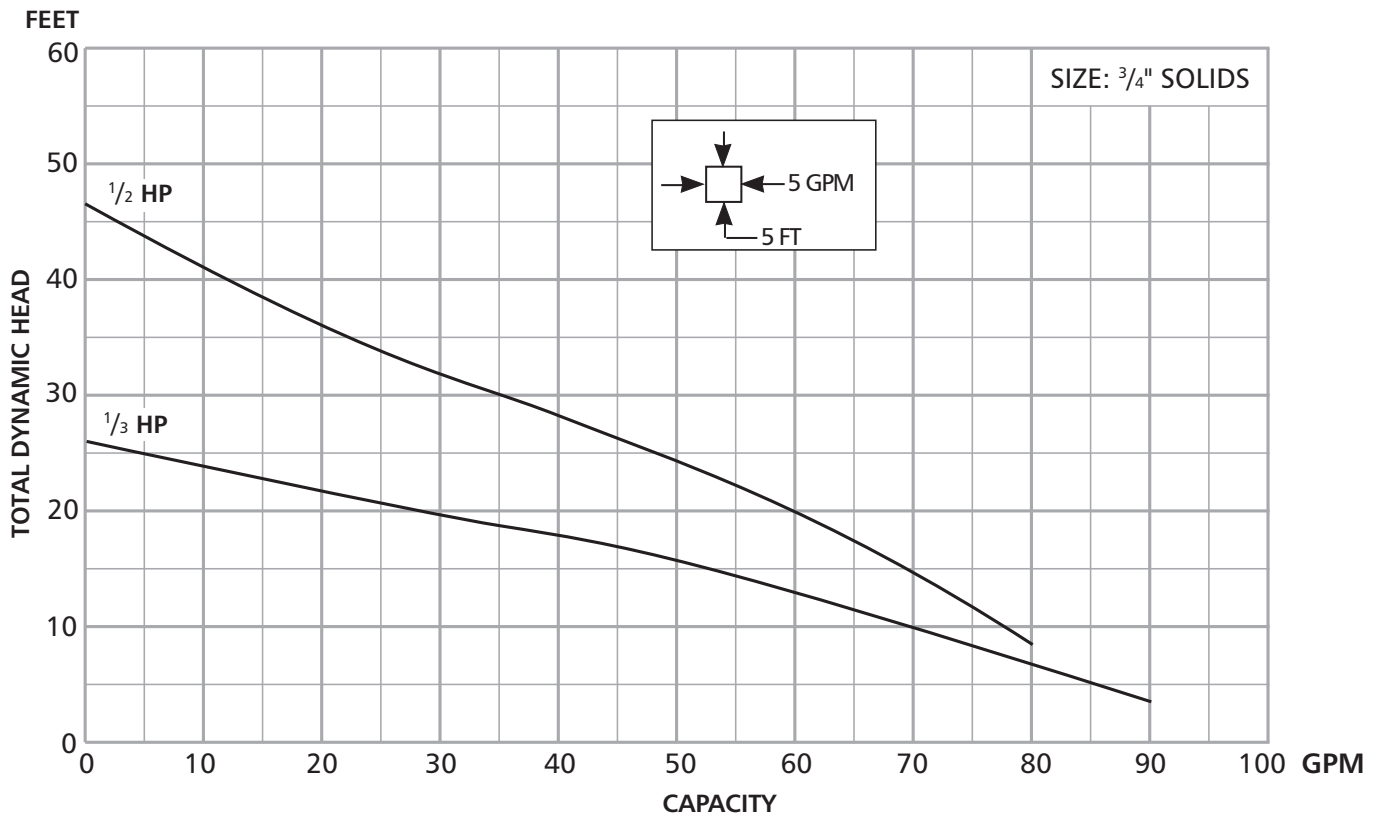


### ELEVATOR PUMP KITS

Brand	Model Number	Panel	Oil Smart Switch	Pump
Goulds	ELKTWE0311L	A1SEE1 Included	Included	WE0311L
	ELKTWE0511H			WE0511H
	ELKTWE0512H			WE0512H
B&G	ELKT2EC0311L			2EC0311L
	ELKT2EC0511			2EC0511
	ELKT2EC0512			2EC0512

### FEATURES FOR PUMP

- Effluent, 1/3 or 1/2 HP, single phase pump
- Hard faced seal
- Cast iron construction





2881 East Bayard Street, Seneca Falls, NY 13148 • Phone: (315) 568-7123 • Fax: (315) 568-7973 • [www.centripro.com](http://www.centripro.com)

CentriPro is a registered trademark of ITT Corporation. ITT and the Engineered Blocks Symbol are registered trademarks of ITT Manufacturing Enterprises, Inc. Oil Smart is a registered trademark of See Water Inc.

Copyright © 2011 ITT Corporation BCPELSPKT R2 March, 2011 Printed in U.S.A. SPECIFICATIONS ARE SUBJECT TO CHANGE WITHOUT NOTICE.