



ITT

Wastewater

Goulds Pumps LSP03/LSP07 Submersible Sump Pumps



LSP03AT



LSP07



LSP03AV

FEATURES


- Corrosion-resistant construction.
- Stainless Steel motor casing and fasteners.
- Glass-filled thermoplastic impeller and casing.
- Upper and lower heavy duty ball bearing construction.
- Motor is permanently lubricated for extended service life and is powered for continuous operation. All ratings are within the working limits of the motor.
- Hard coated 400 series stainless steel shaft for improved corrosion resistance.
- Float switch is adjustable for various liquid levels. Easily removed for direct pump operation or switch replacement.
- Complete unit is lightweight, portable and easy to service.
- Available in manual and automatic versions. See next page for specific order numbers.
- A double labyrinth lip seal system protects the motor. It consists of three lip seals and a V-ring in addition to an impeller counterblade system which keeps solid particles away from the seal unit.



Goulds Pumps is a brand of ITT
Residential and Commercial Water.

www.goulds.com

Engineered for life



ITT

GOULDS PUMPS Wastewater

APPLICATIONS

Specially designed for the following uses:

- Basement draining
- Water transfer
- Dewatering

SPECIFICATIONS

- Discharge size: 1 1/2" NPT.
- Capacities: to 57 GPM.
- Maximum head: 34 feet TDH.
- Max. solids: 3/8" spherical
- Temperature: 104°F (40°C) maximum liquid temperature.
- Maximum pump submergence is 10 ft. for LSP03; 16 ft. for LSP07.

MOTOR

- Single phase, 3450 RPM, 60 Hz
 - LSP03, 1/3 HP, 115 V, 2.9 maximum amps.
 - LSP07, 3/4 HP, 115 V (7.1 amps) or 230 V (3.5 amps).
- Built-in thermal overload protection with automatic reset.
- Permanent-split-capacitor type.

- Class B insulation.
- Stainless steel shaft.
- Air filled design.
- Power cord length: LSP03; 10 feet standard, 20 feet optional, LSP07; 20 feet.

FLOAT SWITCH OPTIONS

- Models are available with a float switch. Several options for automatic operation.
- "AV" models are supplied with a vertical float switch.
- "A" models are supplied with a built in float switch.
- "AT" models are supplied with a piggy-back replaceable float switch.

AGENCY LISTING



Canadian Standards Association
File #LR114251



Underwriters Laboratories
File #83318

Goolds Pumps is ISO 9001 Registered.

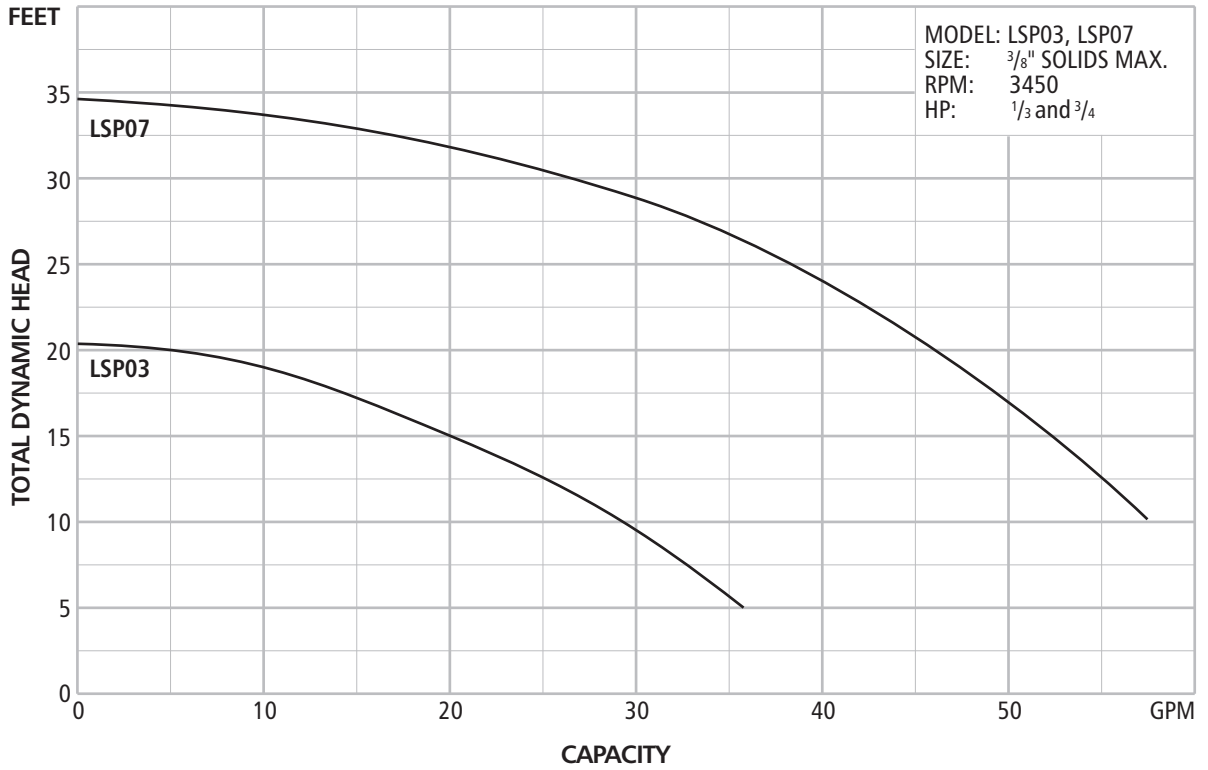
MODEL INFORMATION

Order No.	HP	Volts	Amps	Minimum Circuit Breaker	Phase	Float Switch Style	Cord Length	Discharge Connection	Min. On Level	Min. Off Level	Minimum Basin Diameter	Maximum Solids Size	Shipping Weight lbs/kg
LSP0311	1/3	115	2.9	10	1	Plug / No Switch	10'	1 1/2"	Manual	Manual	9"	3/8"	11 / 5
LSP0311A						Built-In Wide Angle			11"	5"	12"		
LSP0311AT						Piggyback Wide Angle			11"	5"	12"		
LSP0311AV						Piggyback Vertical	8.5"		2"	12"			
LSP0311F						Plug / No Switch	Manual		Manual	9"			
LSP0311AF						Built-In Wide Angle	11"		5"	12"			
LSP0311ATF						Piggyback Wide Angle	20'		11"	5"	12"		
LSP0711F	3/4	115	7.1	10	1	Plug / No Switch	20'	1 1/2"	Manual	Manual	9"	3/8"	15 / 6.8
LSP0711AF						Built-In Wide Angle			12.5"	6.5"	12"		
LSP0711ATF						Piggyback Wide Angle			12.5"	6.5"	12"		
LSP0712F		Plug / No Switch	Manual			Manual			9"				
LSP0712AF		Built-In Wide Angle	12.5"			6.5"			12"				
LSP0712ATF		230	3.5								Piggyback Wide Angle		



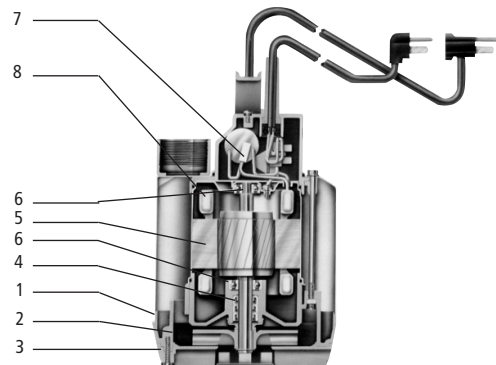
ITT


GOULDS PUMPS Wastewater



COMPONENTS

Item No.	Description
1	Casing
2	Impeller
3	Suction strainer
4	Shaft seal with cover
5	Motor
6	Ball Bearing
7	Capacitor
8	O-ring





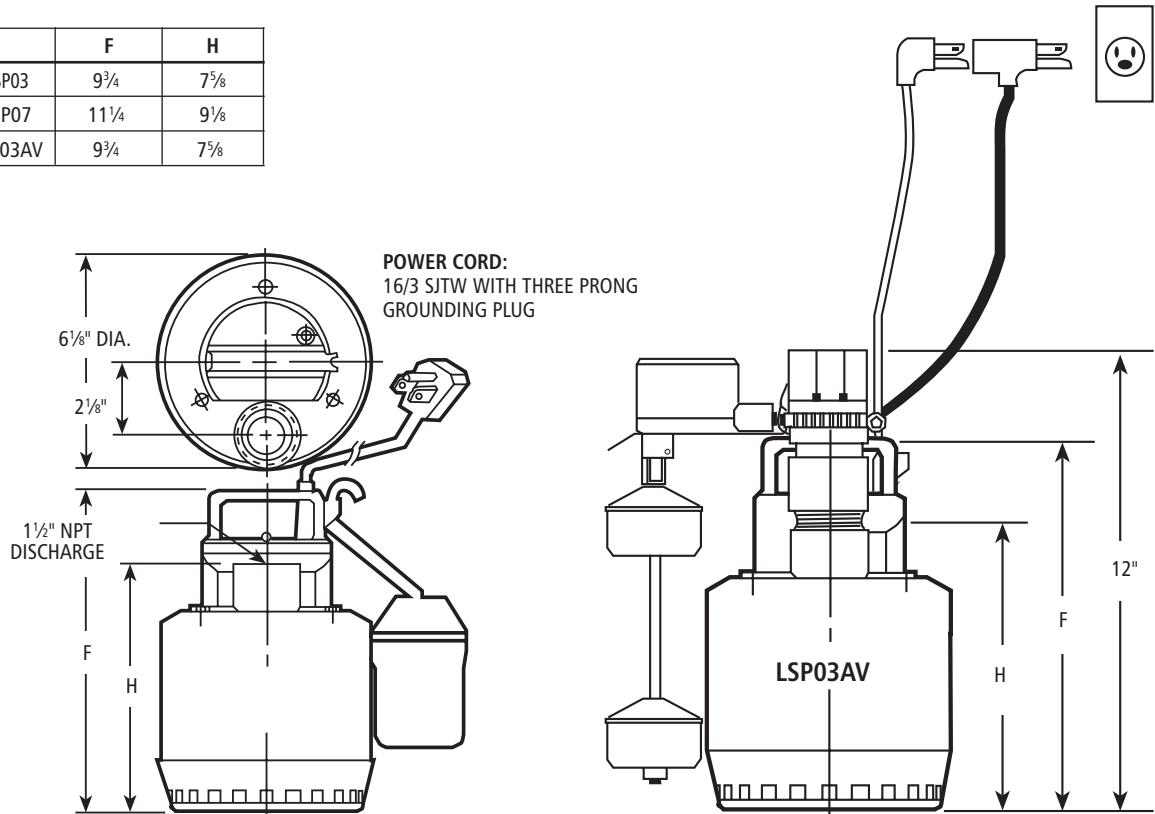
ITT

Wastewater

DIMENSIONS

(All dimensions are in inches and weights in lbs. Do not use for construction purposes.)

	F	H
LSP03	9 ³ / ₄	7 ⁵ / ₈
LSP07	11 ¹ / ₄	9 ¹ / ₈
LSP03AV	9 ³ / ₄	7 ⁵ / ₈



Goulds Pumps and the ITT Engineered Blocks Symbol are registered trademarks and tradenames of ITT Corporation.

SPECIFICATIONS ARE SUBJECT TO CHANGE WITHOUT NOTICE.

BLSP03 August, 2006

© 2006 ITT Corporation

Engineered for life