



4" submersible pumps – HS+



HS+ Series SubPAK
Ships complete with HS+ Series pump, XE Series motor and SMC-CR Control Box. Factory assembled and tested.



Precision-engineered, high-quality, rugged Signature 2000® Stainless Steel Series Pumps deliver efficient, dependable performance even in rough, aggressive water.

The Signature 2000 HS+ Series puts the plus in HS+ with the advanced PENTEK® XE series motor. Superior PENTEK motor technology supercharges an HS+ pump with extra stages, raising the performance bar without exceeding recommended service factor amps.

APPLICATIONS

- **Water systems...** for residential, industrial, commercial, multiple housing and farm use.

SPECIFICATIONS

- Shell** – Stainless steel
- Diameter** – 3-7/8"
- Discharge** – Stainless steel
- Discharge Bearing** – Nylatron®
- Intermediate Bearing** – (On larger units) Polycarbonate, nitrile rubber and stainless steel
- Impellers** – Acetal
- Diffusers** – Polycarbonate
- Suction Caps** – Polycarbonate with stainless steel insert
- Thrust Pads** – Proprietary spec.
- Shaft and Coupling** – Stainless steel
- Intake** – Stainless steel
- Intake Screen** – Polypropylene
- Cable Guard** – Stainless steel
- Check Valve** – Acetal†
- Agency Listings** – CSA

†Except where noted.

Signature 2000® STAINLESS STEEL

FEATURES

- Staging System** – Our proven SignaSeal™ staging system incorporates a harder-than-sand ceramic wear surface that when incorporated with our floating impeller design, greatly reduces problems with abrasives, sand lock-up and running dry.
- Discharge** – Corrosion-resistant 300 grade stainless steel for durability in aggressive water. Large octagon wrench area for ease of installation.
- Discharge Bearing** – Exclusive self-lubricating Nylatron® bearing resists wear from sand.
- Intake** – Corrosion-resistant 300 grade stainless steel for durability in aggressive water.
- Shaft** – Positive drive from 7/16" hexagonal heavy-duty 300 grade stainless steel.
- Coupling** – Stainless steel press fit to pump shaft. Couples to all standard NEMA motors.
- Shell** – Highest grade, heavy-walled corrosion-resistant stainless steel. Threaded for easy servicing.
- Hardware** – All screws, washers and nuts are corrosion-resistant 300 grade stainless steel.
- Check Valve†** – Durable internal spring-loaded check valve.
- Cable Guard** – Corrosion-resistant stainless steel guard protects motor leads. Tapered ends prevent pump from catching on well.
- Intake Screen** – Corrosion-proof.
- PENTEK® XE Motor** – 2 and 3 wire NEMA standard all stainless construction water-filled motors.

Nylatron® is a registered trademark of Polymer Corp. PENTEK® and Signature 2000® are registered trademarks of Pentair Water. PRO-Source™, SignaSeal™ and TrimLine™ are trademarks of Pentair Water.

In order to provide the best products possible, specifications are subject to change.



4" submersible pumps – HS+

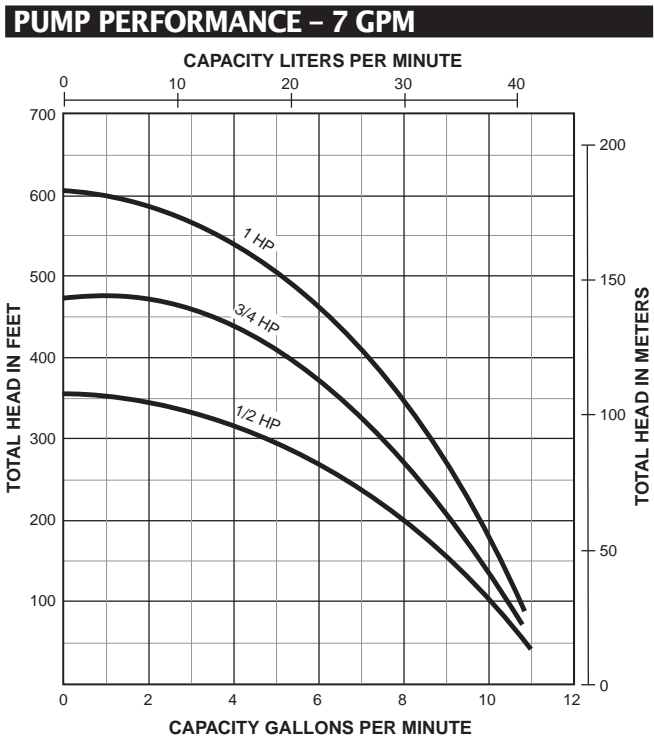
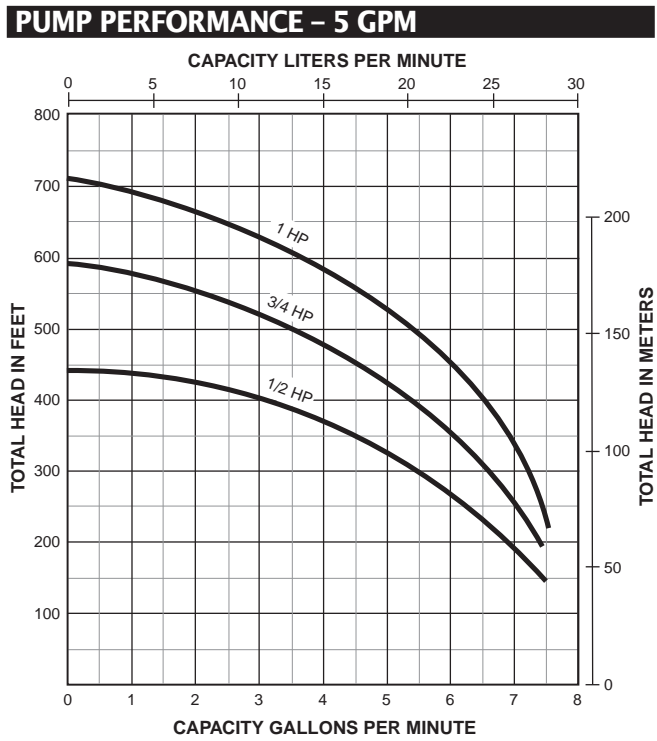
ORDERING INFORMATION				Assembled Pump		
HP	Stgs	PH	Volts	Catalog Number	Length	Wt. Lbs.
5 GPM / 3 WIRE						
1/2	15	1	230	S5P4HS+05231	29	26
3/4	21	1	230	S5P4HS+07231	35-1/4	32
1	24	1	230	S5P4HS+10231	38-3/4	32
7 GPM / 3 WIRE						
1/2	12	1	230	S7P4HS+05231	27	26
3/4	15	1	230	S7P4HS+07231	30-3/4	30
1	19	1	230	S7P4HS+10231	35-1/2	30
10 GPM / 3 WIRE						
1/2	8	1	230	S10P4HS+05231	24	26
3/4	10	1	230	S10P4HS+07231	27	29
1	13	1	230	S10P4HS+10231	30	29
15 GPM / 3 WIRE						
1/2	7	1	230	S15P4HS+05231	24-1/2	27
3/4	9	1	230	S15P4HS+07231	28	30
1	11	1	230	S15P4HS+10231	31-1/2	30
20 GPM / 3 WIRE						
3/4	7	1	230	S20P4HS+07231	26	29
1	9	1	230	S20P4HS+10231	29-1/2	29

OUTLINE DIMENSIONS

Discharge	
5 GPM	1-1/4" NPT
7 GPM	1-1/4" NPT
10 GPM	1-1/4" NPT
15 GPM	1-1/4" NPT
20GPM	1-1/4" NPT

For dimensions, refer to Ordering Information table.

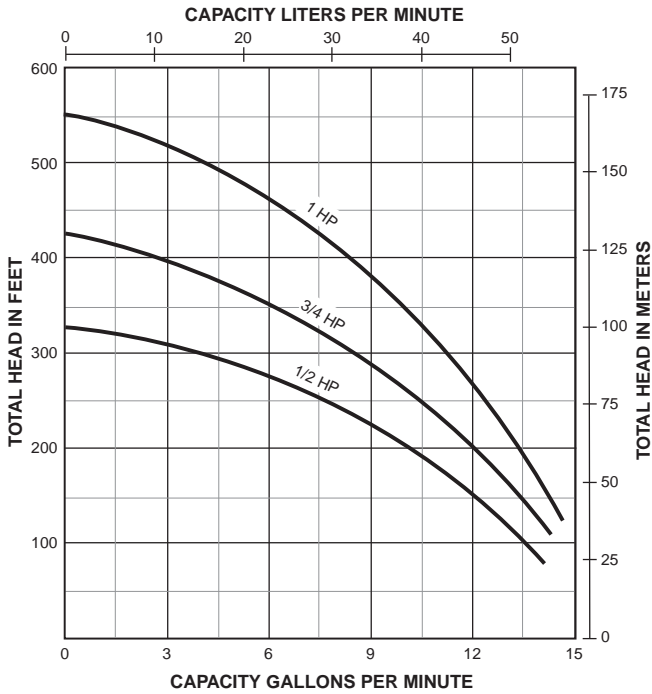
Dimensions (in inches) are for estimating purposes only.



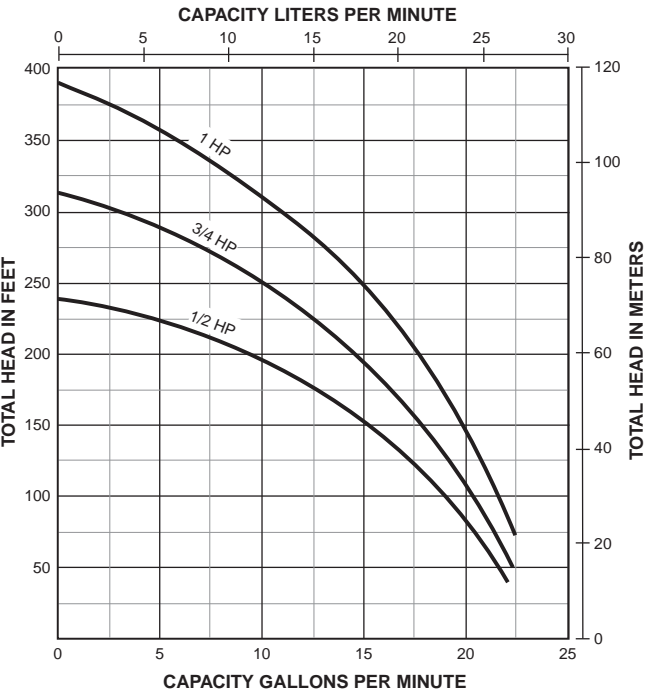


4" submersible pumps – HS+

PUMP PERFORMANCE – 10 GPM



PUMP PERFORMANCE – 15 GPM



PUMP PERFORMANCE – 20 GPM

