



# sink pump system



*This packaged sink pump system is an ideal alternative to direct drain plumbing for gray water applications. Pump water from laundry trays, wet bar/beautician/utility sinks; transfer drain water from air conditioning or dehumidifier units. Components include rugged, high performing 1/3 HP cast iron pump with a vortex impeller, a heavy-duty compact*

*covered basin, and rigid internal discharge pipe. This pre-packaged sink/pump system is ready for immediate installation and is ideal for retrofitting projects.*

### APPLICATIONS

- Laundry trays, wet bars, beautician or utility sinks
- Dehumidifier/air-conditioning units

### ORDERING INFORMATION

Catalog Number	HP	Max. Load Amps	Volts	Phase/Cycles	Cord Length	Mechanical Switch Type
DP233110V	1/3	9.8	115	1/60	10'	Vertical

Noryl® is a registered trademark of General Electric Co.  
In order to provide the best products possible, specifications are subject to change.

## DP2 SERIES

### SPECIFICATIONS

- Motor** – Oil-cooled 1/3 HP  
115 Volts, single phase, 60 Hz
- Motor Cover/Volute** – Cast iron
- Lower Volute Base** – Fiberglass reinforced polypropylene
- Switch** – Vertical type
- Power Cord** – 10' grounded three-prong, water-resistant, type SJTW-A/SJTW. UL/CSA approved.
- Discharge** – 1-1/2" FNPT
- Exterior Hardware** – Stainless steel
- Shaft Seal** – Mechanical, carbon/ceramic
- Impeller** – Fiberglass reinforced Noryl® with threaded brass insert
- Bearings** – Upper sleeve and lower ball bearings, oil lubricated
- Maximum Liquid Temperature Limits** – 130°F (55°C) continuous

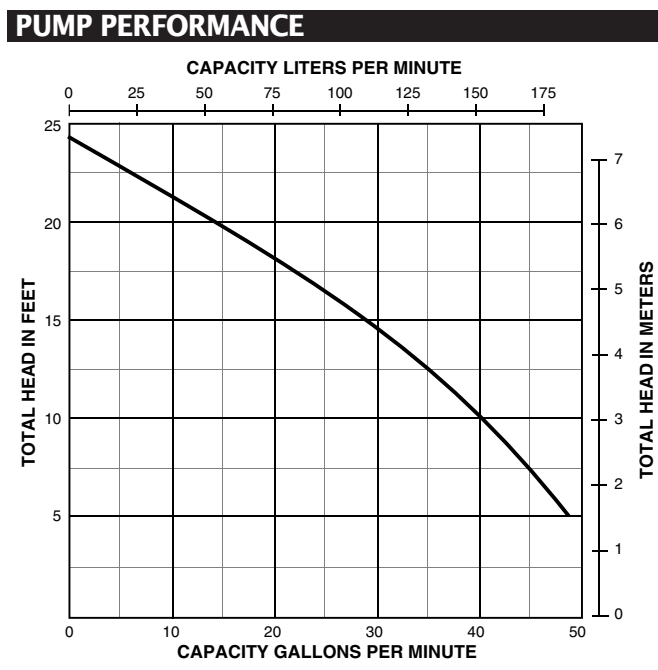
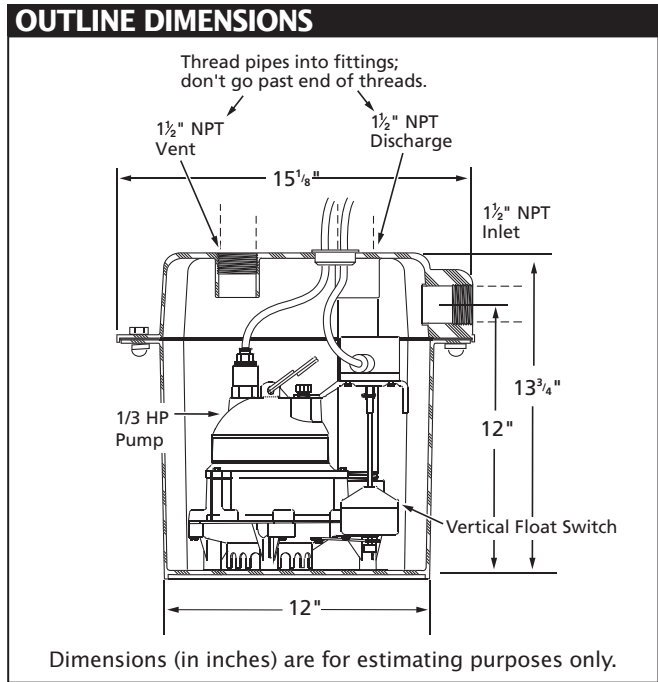
### FEATURES – BASIN

- Packaged System** – Ready for immediate installation.
- Polyethylene Tank** – 5-gallon, seamless, molded, with bolt-on lid for maximum durability.
- Installation** – Fits in 16-1/2" diameter by 16-1/4" high space.
- Spin-welded Fittings** – 1-1/2" FNPT threaded discharge, 1-1/2" FNPT threaded vent, 1-1/2" FNPT threaded inlet.

### FEATURES – PUMP

- Pump** – Submersible, fully automatic, cast iron, 1/3 HP. UL/CSA approved.
- Motor** – Oil-cooled, high torque, 115 Volts, has automatic overload protection.
- Performance** – Pumps to 48 gallons per minute at 5' of lift.
- Float Switch** – Vertical, with automatic or manual operation (piggy-back).
- Suction Plate** – Stainless steel; prevents unwanted debris from entering the pump.

# sink pump system

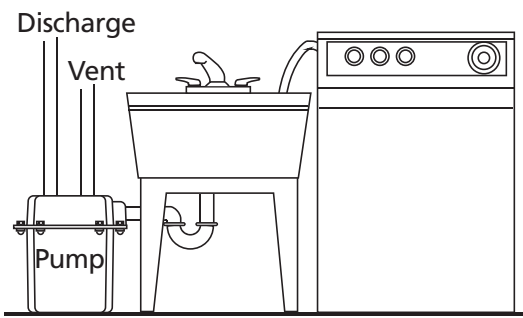


### PUMP PERFORMANCE

<b>Vertical Lift Feet/Meters</b>	5/1.5	10/3	15/4.6	20/6.1	<b>Shut-Off 24/7.3</b>
<b>Gallons/Liters per Minute</b>	48/182	40/151	29/110	15/57	<b>No Flow</b>

### TYPICAL INSTALLATIONS

#### LAUNDRY TRAY/ UTILITY SINK INSTALLATION

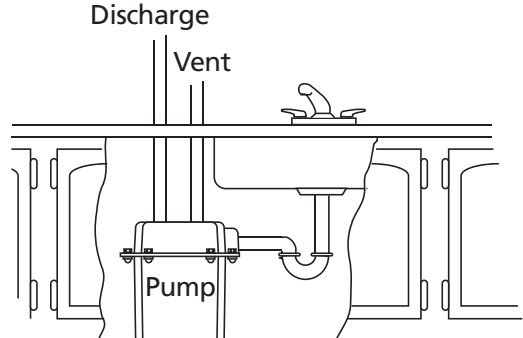


Discharge

Vent

Pump

#### WET BAR INSTALLATION

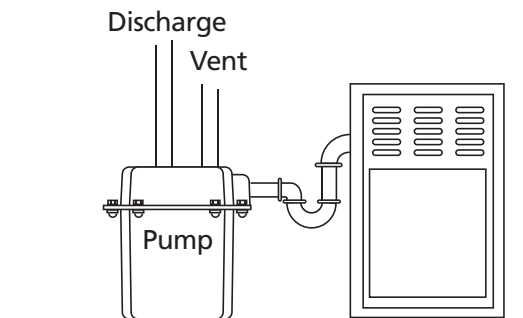


Discharge

Vent

Pump

#### DEHUMIDIFIER/AIR CONDITIONING INSTALLATION



Discharge

Vent

Pump