



Replacement Parts List

304-001

121 thru 138 Pumps / 1600 Series Pumps

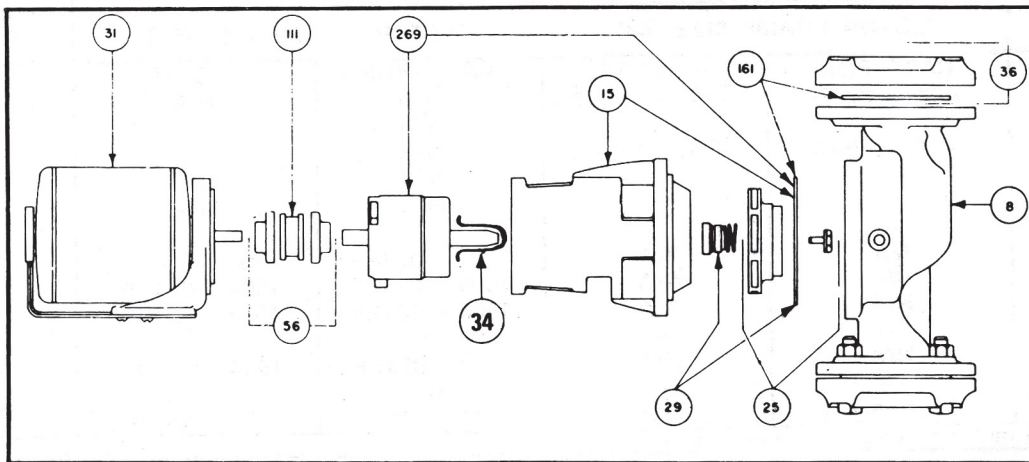
Effective: November 1, 2009

Supersedes: August 1, 1991

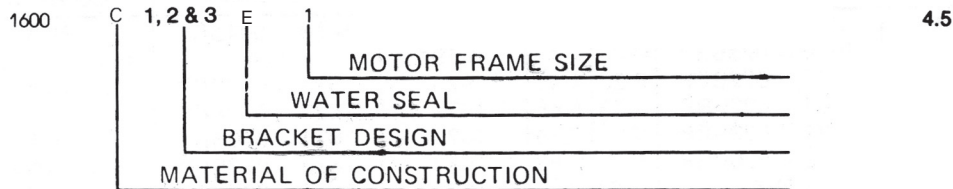
IMPORTANT: When ordering, always specify part number, part name, and complete model number of pump. Nameplate located on front of casing.

CARTRIDGE DESIGN PUMPS

REPLACEMENT PARTS FOR (-9) AND SERIAL NUMBER CARTRIDGE DESIGN PUMPS



SERIAL NUMBER CODE



MATERIAL OF CONSTRUCTION				
	X	O	O	O
A	CAST IRON PUMP AND IMPELLER			
B	ALL BRONZE PUMP AND IMPELLER			
C	CAST IRON PUMP AND BRONZE IMPELLER			

MOTOR FRAME SIZE*/SHAFT DIA.						
		O	O	O	X	O
1	48 FRAME	(1/4, 1/3, 1/2 HP)		1/2"		
2	56 FRAME	(3/4, 1 HP)		5/8"		
3	56 FRAME	(1 1/2, & 2 HP)		5/8"		
4	56 FRAME	(3 HP)		5/8"		

* Refer to standard motors only. See nameplate for other motors.

BRACKET DESIGN				
	O	X	O	O
1, 2 & 3 CURRENT STYLE PUMPS				

FLANGE TYPE						
		O	O	O	O	X
N	NPT	(STANDARD)				
D	DIN	(EXPORT)				

WATER SEAL KIT, ITEM #29 5/8" SHAFT				
	O	O	X	O
E (Standard)	1600-868CRP Ceramic/Carbon/EPT (replaces 1600-846CRP, 1600-170RP and 1600-170ERP)			
S (High Temp)	1600-868SRP Sealide-C/Sealide-C/Viton (replaces 1600-846SRP and 1600-170HRP)			

ITEM #8 REPLACEMENT BODY			BODY GASKETS
PUMP MOD. NO.	CAST IRON	BRONZE	CAST IRON & BRONZE
121	121—018RP	121—018BRP	1600—024RP
122	"	"	" "
131, 32, 33 & 38 ¹	133—150RP	133—150BRP	133—014RP
1600, 10, 11 ¹	1610 001RP	1610—001BRP	1600—024RP
1602, 1604 ²	N/A	N/A	133—014RP
1612, 14, 15	1614—001RP	1614—001BRP	" "
1616, 18, 19	1618—004RP	1618—004BRP	1618—006
1620, 22, 24	1634—001RP	1634—001BRP	133—014RP
1630, 1632	"	"	" "
1634, 1635	"	"	" "
1636, 1638	1640—002RP	1640—002BRP	1618—006
1640, 1641	"	"	" "

ITEM # 15 REPLACEMENT BRACKET					ITEM # 161 GASKET KIT
PUMP MOD. NO.	MOTOR FRAME SIZE (48)		MOTOR FRAME SIZE (56)		
	CAST IRON	BRONZE	CAST IRON	BRONZE	
121, 122	1600 — 155RP	1600 — 156RP	N/A	N/A	1600 —050RP
1600, 10, 11	"	"	N/A	N/A	"
1602, 1604	1600 — 175RP	1600 — 176RP	N/A	N/A	"
1612, 20, 30	"	"	N/A	N/A	"
131, 132	"	"	N/A	N/A	"
1615 *	—	—	—	—	"
133, 138	N/A	N/A	1604 — 023RP	1604 — 024RP	"
1614, 22, 24	N/A	N/A	1604 — 023RP	1604 — 024RP	"
1632, 34	N/A	N/A	1604 — 023RP	1604 — 024RP	"
1635 *	—	—	—	—	"
1616, 36	N/A	N/A	1604 — 025RP	1604 — 026RP	1618 — 006RP
1619 *	—	—	—	—	"
1638, 40, 41	N/A	N/A	1604 — 025RP	1604 — 026RP	"

* Select bracket, per motor frame size code in serial number.

ITEM #25 REPLACEMENT IMPELLER ASSEMBLY								
PUMP NO.	(-9) PUMPS	CURRENT	DIA.		PUMP NO.	(-9) PUMPS	CURRENT	DIA.
			.9	CUR.				
121, 122	121 — 142BRP	121 — 142BRP	4.30	4.30	1618	1618 — 001BRP	N/A	7.900
131	131 — 075BRP	1630 — 023BRP	4.80	4.40	1619 *	N/A	1619 — 001BRP	
132	132 — 063BRP	1630 — 022BRP	5.20	4.90	1620	1620 — 022BRP	N/A	5.100
133	133 — 075BRP	1632 — 022BRP	5.75	5.65	1622	1622 — 020BRP	N/A	5.850
138	138 — 037BRP	1634 — 023BRP	6.25	6.15	1624	1624 — 040BRP	N/A	6.500
1600	1600 — 179BRP	1610 — 020BRP	4.75	4.50	1630	1630 — 022BRP	1630 — 022BRP	4.900
1602	1602 — 025BRP	N/A		5.500	1632	1632 — 022BRP	1632 — 022BRP	5.650
1604	1604 — 028BRP	N/A		6.200	1634	1634 — 023BRP	1634 — 023BRP	6.150
1610	1610 — 019BRP	1610 — 019BRP		4.750	1635 *	N/A	1635 — 001BRP	—
1611*	N/A	1611 — 001BRP		—	1636	1636 — 001BRP	1636 — 001BRP	6.400
1612	1612 — 019BRP	1612 — 019BRP		5.750	1638	1638 — 001BRP	1638 — 001BRP	6.900
1614	1614 — 018BRP	1614 — 018BRP		6.350	1640	1640 — 001BRP	N/A	7.900
1615 *	N/A	1615 — 001BRP		—	1641 *	N/A	1641 — 001BRP	—
1616	1616 — 002BRP	1616 — 002BRP		7.100				

* When ordering, please advise diameter of impeller.

ITEM # 31 REPLACEMENT MOTOR ASSEMBLY *				
HP	115/60/1	115/230/60/1	200/60/3	230/460/60/3
1/4	121 — 151RP	N/A	N/A	N/A
1/3	131 — 143RP	N/A	N/A	N/A
1/2	N/A	132 — 096RP	132 — 066RP	132 — 097RP
3/4	N/A	133 — 119RP	133 — 140RP	133 — 134RP
1	N/A	138 — 119RP	138 — 148RP	138 — 142RP
1½	N/A	1636 — 013RP	1636 — 019RP	1636 — 010RP
2	N/A	1638 — 012RP	1638 — 015RP	1638 — 010RP
3	N/A	N/A	1640 — 013RP	1640 — 010RP

* When ordering other than standard, refer to nameplate, then consult factory.

Note (1) When replacing Item #8 body on 131, 132, 133, 138 and 1600C—1&—9, you must also order current style impeller.

Note (2) Body for the 1602 & 1604 are no longer available. Consult factory.

ITEM #36 REPLACEMENT FLANGE SET			FLANGE GASKET SET	
PUMP MOD. NO.	BRONZE	CAST IRON	CURRENT	OLD STYLE PUMPS
121	1600—033BRP	1600—033RP	133—152RP	131—019RP
122	1600—034BRP	1600—034RP	" "	" "
131, 32, 33, & 38	"	"	" "	" "
1600, 10, 11	1600—031BRP	1600—031RP	1600—169RP	1600—009RP
1602, 1604	"	"	" "	" "
1612, 14, 15	"	"	" "	" "
1616, 18, 19	1600—032BRP	1600—032RP	" "	" "
1620, 22, 24	"	"	" "	" "
1630, 1632	"	"	" "	" "
1634, 1635	"	"	" "	" "
1636, 1638	1600—174BRP	1600—174RP	" "	N/A
1640, 1641	"	"	" "	N/A

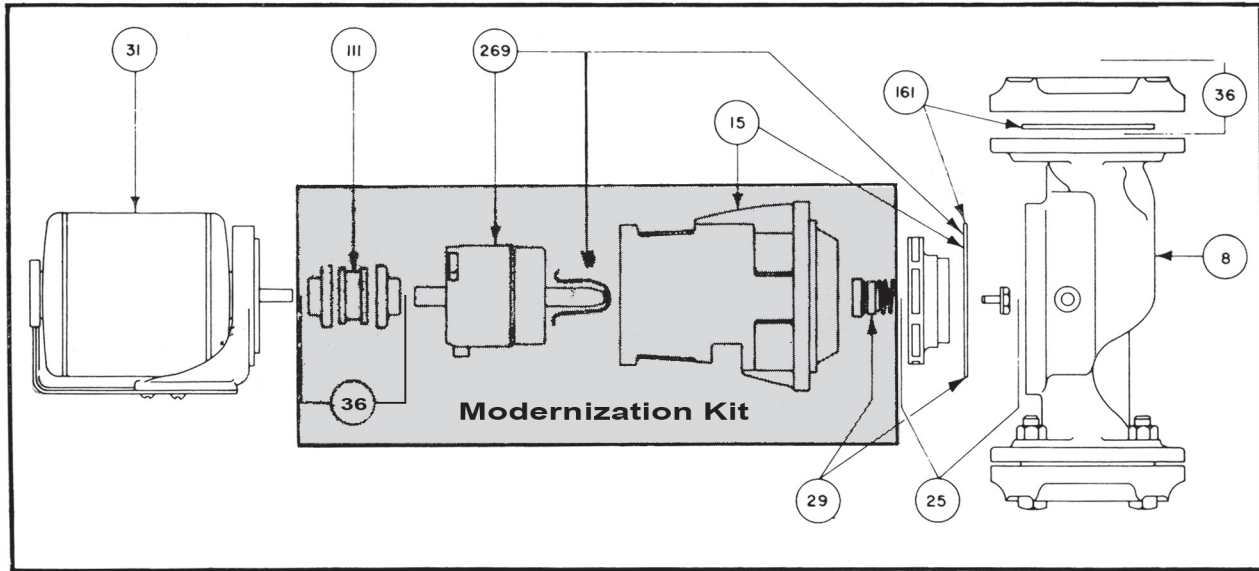
MOTOR ASSEMBLY LESS MOTOR				
HP	115/60/1	115/230/60/1	200/60/3	230/460/60/3
1/4	121—056RP	N/A	N/A	N/A
1/3	121—056RP	N/A	N/A	N/A
1/2	N/A	132—033RP	132—033RP	132—033RP
3/4	N/A	133—031RP	133—031RP	133—031RP
1	N/A	133—031RP	133—031RP	133—031RP
1-1/2	N/A	133—031RP	133—031RP	133—031RP
2	N/A	1636—004RP	1636—004RP	1636—004RP
3	N/A	N/A	1636—004RP	1636—004RP

121—079RP Motor Assy. L/Motor, for 56 Frame Motors on 48 Frame Pumps

OTHER REPLACEMENT PARTS			
ITEM#	DESCRIPTION	PART NUMBER	WHERE USED
34	SHAFT SLEEVE	1600—205RP	All—9 and Serial Number Pumps.
56	COUPLER 4J	1624—053RP	All Inline Pumps 1/2 thru 2 HP.
56	COUPLER 5J	1624—041RP	All Inline Pumps 3 HP.
111	RUBBER INSERT	1624—004RP	All 4J Couplers.
111	RUBBER INSERT	1624—020RP	All 3J Couplers.
111	RUBBER INSERT	900—512	All 5J Couplers.
269	CARTRIDGE ASSY.	1600—160RP-1	All 9—and Serial Number Pumps.
	ADAPTER PLATE	1600—194RP	All (Left Hand Thread)
	IMPELLER BOLT	1600—215RP	All
	IMPELLER WASHER	1600—151RP	All
56	COUPLER 3J	1624—043RP	All Inline Pumps 1/4 & 1/2 HP

REPLACEMENT PARTS FOR OLD STYLE PUMPS AND CIRCULATORS *

*121+122-3-7; 131, 132+133-3-6; 138-1+2; 1600, 1602, 1604, 1610, 1612, 1614, 1620, 1622, 1624, 1630, 1632, 1634-1+C1.



OTHER REPLACEMENT PARTS		
ITEM#	DESCRIPTION	WHERE USED
ITEM # 8	BODY	Same as -9 and Serial Number Pumps.
ITEM # 25	IMPELLER AND SHAFT ASSEMBLY	No longer available . Must purchase Item #74 Modernization Kit listed below, Plus -9 IMPELLER
ITEM # 29	SEAL KIT (1/2")	Part No. 1600 - 055RP
ITEM # 31	MOTOR ASSEMBLY	Same as -9 and Serial Number Pumps.
ITEM # 36	FLANGE SET	Same as -9 and Serial Number Pumps.
ITEM # 56	COUPLER	Same as -9 and Serial Number Pumps.
ITEM # 111	RUBBER INSERT	Same as -9 and Serial Number Pumps.
ITEM # 161	GASKET KIT	Same as -9 and Serial Number Pumps.

ITEM # 74 MODERNIZATION KIT*					
PUMP NO.	MOTOR FRAME SIZE (48)		MOTOR FRAME SIZE (56)		
	CAST IRON	BRONZE	CAST IRON	BRONZE	
121, 122	121 - 154RP	122 - 002RP	N/A	N/A	
131, 132 ²	131 - 144RP	132 - 145RP	133 - 147RP	138 - 153RP	
133, 138	N/A	N/A	"	"	
1600, 1610	121 - 154RP	122 - 002RP	N/A	N/A	
1602, 1604 ²	131 - 144RP	132 - 145RP	133 - 147RP	138 - 153RP	
1612, 1620 ²	"	"	133 - 147RP	"	
1630 ²	"	"	"	"	
1614, 1622	N/A	N/A	"	"	
1624, 1632	N/A	N/A	"	"	
1634	N/A	N/A	"	"	

***Change**

Note (2) Select modernization kit per motor frame size. Select impellers per selection chart on previous page, under -9 column

Do it Once. Do it Right.®

TACO INC., 1160 Cranston Street, Cranston, RI 02920 Telephone: (401) 942-8000 Fax: 942-2360
 TACO (Canada), Ltd., 8450 Lawson Road, Unit #3, Milton, Ontario L9T 0J8 Telephone: (905) 564-9422 Fax: (905) 564-9436
 Visit our website at: www.taco-hvac.com

Printed in USA
 Copyright 2009
 TACO, Inc.