


"QUALITY PUMPS SINCE 1939"

SECTION: Z3.20.120  
 ZM1795  
 0810  
 Supersedes  
 0800

Product information presented here reflects conditions at time of publication. Consult factory regarding discrepancies or inconsistencies.



MAIL TO: P.O. BOX 16347 • Louisville, KY 40256-0347  
 SHIP TO: 3649 Cane Run Road • Louisville, KY 40211-1961  
 (502) 778-2731 • 1 (800) 928-PUMP • FAX (502) 774-3624

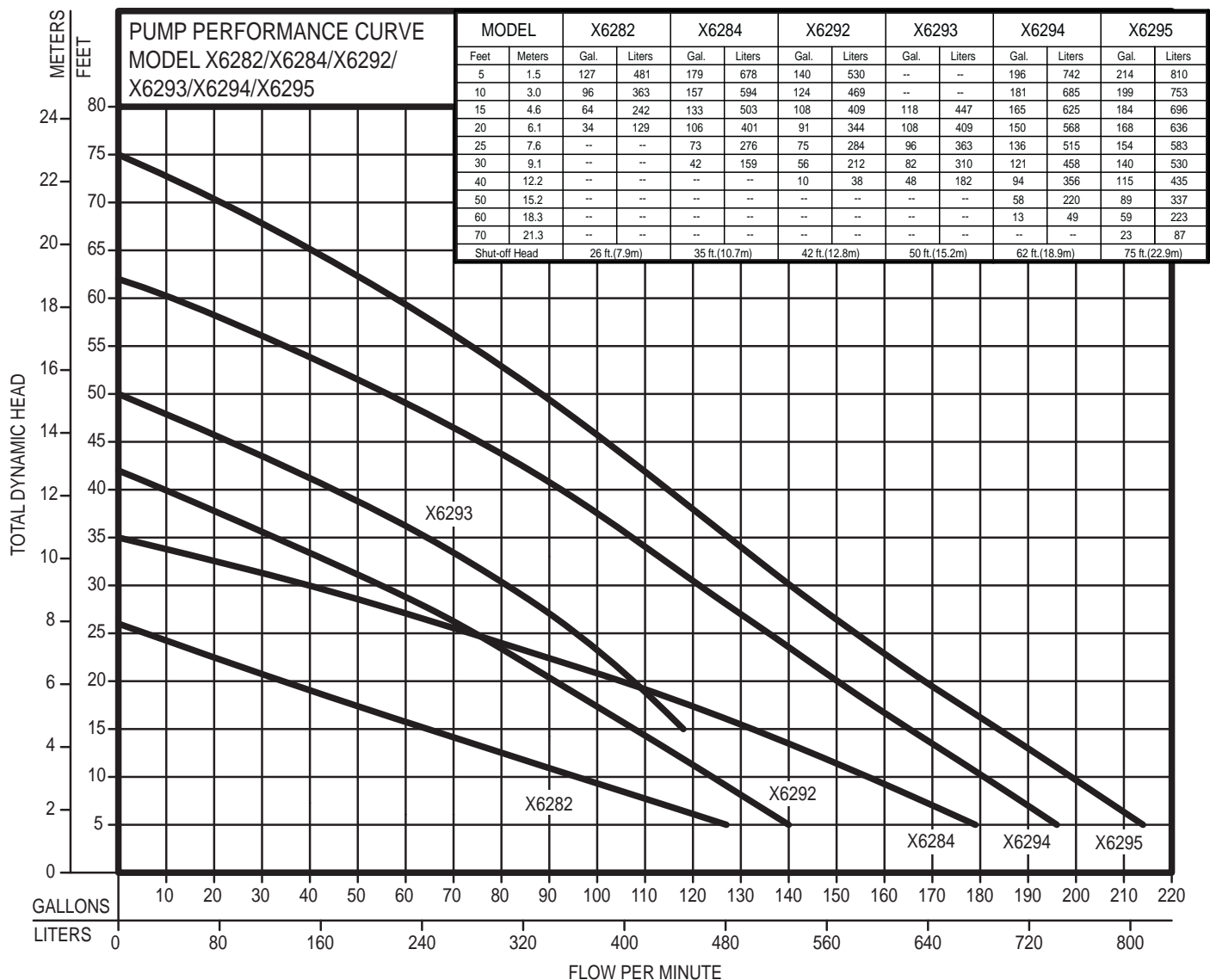
visit our web site:  
[www.zoeller.com](http://www.zoeller.com)



**HAZARDOUS ENVIRONMENT SERIES**  
**CLASS I, DIVISION 1, GROUP C & D**  
**PERFORMANCE DATA**  
**COMMERCIAL DUTY SEWAGE**  
**2" Spherical Solid Passing Capacity**  
**2" & 3" Vertical Discharge**



Certified to CSA Standard C22.2 No. 145



010739

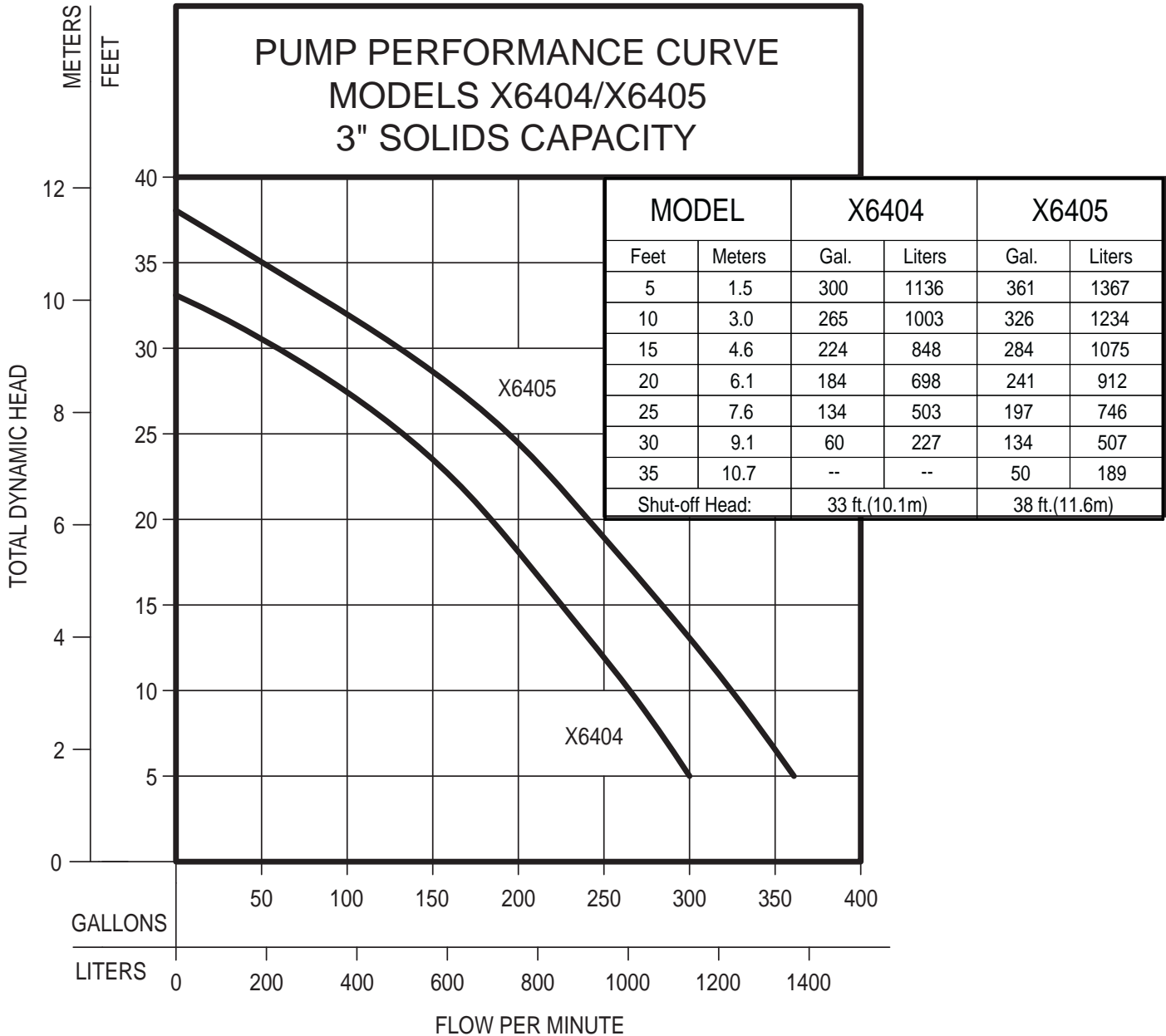
SWPA Data Categories Presented -- Data on this sheet supply design information as the minimum recommended by the Submersible Wastewater Pump Association and is defined in accordance with SWPA's Standardized Definitions for Pump and Motor Characteristics. The accuracy of the data is the responsibility of Zoeller Engineered Products.



**HAZARDOUS ENVIRONMENT SERIES**  
**CLASS I, DIVISION 1, GROUP C & D**  
**PERFORMANCE DATA**  
**COMMERCIAL DUTY SEWAGE**  
**3" Spherical Solid Passing Capacity**  
**4" Flanged Horizontal Discharge**



Certified to CSA Standard C22.2 No. 145



012116

*SWPA Data Categories Presented -- Data on this sheet supply design information as the minimum recommended by the Submersible Wastewater Pump Association and is defined in accordance with SWPA's Standardized Definitions for Pump and Motor Characteristics. The accuracy of the data is the responsibility of Zoeller Engineered Products.*