

Liberty Pumps®

D3672-Series

Duplex Grinder Package


Factory Assembled

36" x 72"

Fiberglass Basin

2 hp Grinder Pumps

GR20 Guide
Rail Assemblies



AE24H=3
Control
Panel with
Alarm
Included

4" inlet
(unmounted)



Features:

- Integral check valves
- QuickTree® pre-mounted float system for pump control and alarm
- 4" caulking-type inlet hub
- Factory pre-assembled guide rail system
- Galvanized guide rail piping (stainless optional)
- Factory pre-assembled schedule 80 PVC discharge piping with ball valves
- Fiberglass basin with anti-flotation collar
- Standard green fiberglass cover, solid (optional black steel, solid)
- All stainless steel supports and brackets pre-mounted
- NEMA 4X junction box for electrical connections, pre-mounted
- Stainless steel chain for pump lift-out



Available with
LSG or LSGX-Series
(2-Stage) Grinders



innovate. evolve.

D3672-Series Specifications

Available with LSG or LSGX-Series Grinder Pumps

- 2 hp., 208-230V, 1 Phase, 60 Hz, 15 Amps, 3450 RPM
- Discharge 2" (exiting tank)
- Cable length 25'

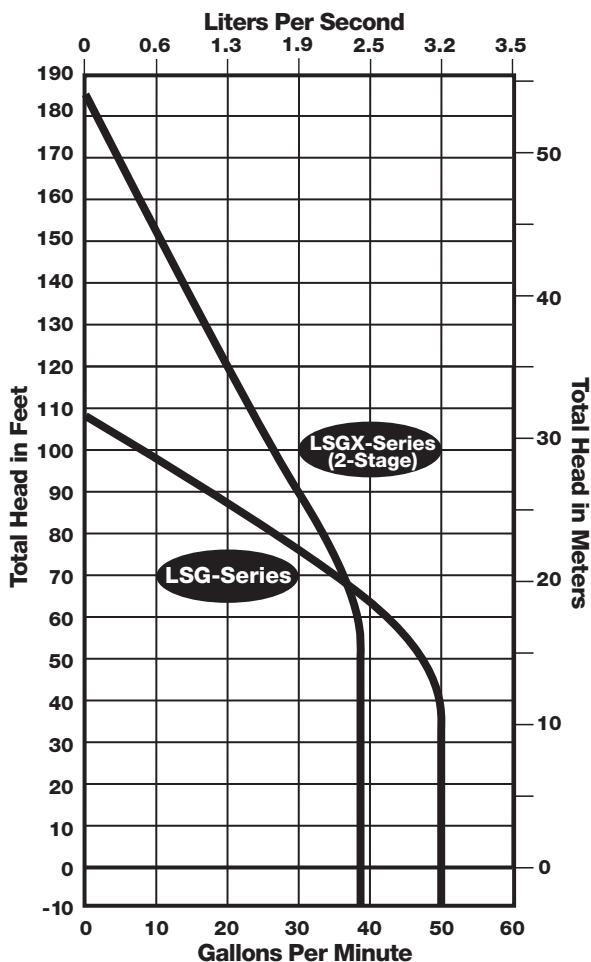
(See Omnivore literature for complete pump specifications.)

Models

LSG-Series	Discharge Hgt.	WGT
D3672LSG24	24"	515 lbs.
D3672LSG36	36"	515 lbs.
D3672LSG48	48"	515 lbs.
LSGX-Series (2-Stage)	Discharge Hgt.	WGT
D3672LSGX24	24"	527 lbs.
D3672LSGX36	36"	527 lbs.
D3672LSGX48	48"	527 lbs.

Discharge depth is measured from top of basin to center of discharge

Performance Curves:



Specifications are subject to change without notice.



US Pumps

Panel Model AE24H=3 (NEMA 4x) Duplex Control & Alarm

- NEMA 4X Enclosure
- 3 Float System
- Magnetic motor contactor
- Circuit breaker
- HOA switch
- Alarm horn and beacon
- UL and cUL listed

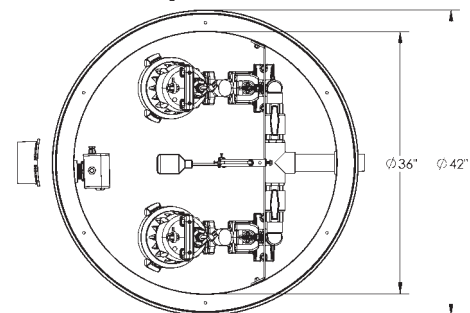
(See AE-Series literature for complete panel specifications.)

Customized Systems:

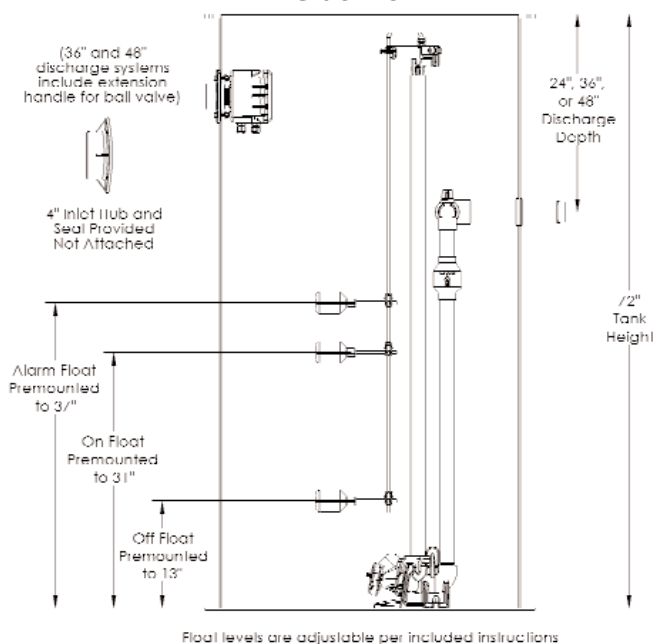
Liberty offers many options to the base D3672 package, as well as other engineered pump systems. Consult factory for information on customized systems.

Dimensional Data:

Top View



Side View



Float levels are adjustable per included instructions

Galvanized guide rails standard. For stainless steel rails add "S" to model number. Example: D3672LSG24-S

For steel cover option add "-SC" suffix to model number. Example: D3672LSG24-SC

Total Capacity: 317 Gallons

Capacity Per Pump Cycle: 88 Gallons

Pumps Shipped Separately