

Liberty Pumps®

2448-Series

Simplex Grinder Package

Factory Assembled

24" x 48"

Fiberglass Basin

2 hp Grinder Pump

1-1/4" Discharge

GR20 Guide
Rail Assembly

Features:

- Integral check valve
- Pre-mounted floats for pump control and alarm
- 4" Fiberglass hub with 4" rubber pipe seal
- Galvanized guide rail pipe (stainless optional)
- Factory pre-assembled guide rail system
- Factory pre-assembled schedule 80 PVC discharge piping with ball valve
- Fiberglass basin with anti-flotation collar
- Structural foam cover - 1000 lb. load rating (steel optional)
- All stainless steel supports and brackets pre-mounted
- ALM-2W 115V (indoor/outdoor) alarm
 - NEMA 4X junction box for electrical connections
- Stainless steel chain for pump lift-out



System includes ALM-2W (pictured above) and JB230 wiring box



2
YEAR
WARRANTY



Available with
LSG or LSGX-Series
(2-Stage) Grinders



innovate. evolve.

2448-Series Specifications

Available with LSG or LSGX-Series Grinder Pumps

- 2 hp., 208-230V, 1 Phase, 60 Hz, 15 Amps, 3450 RPM
- Discharge 1 1/4"
- Cable length 25'

(See LSG200 or LSGX-Series literature for complete pump specifications. 3-Phase available. Consult factory.)

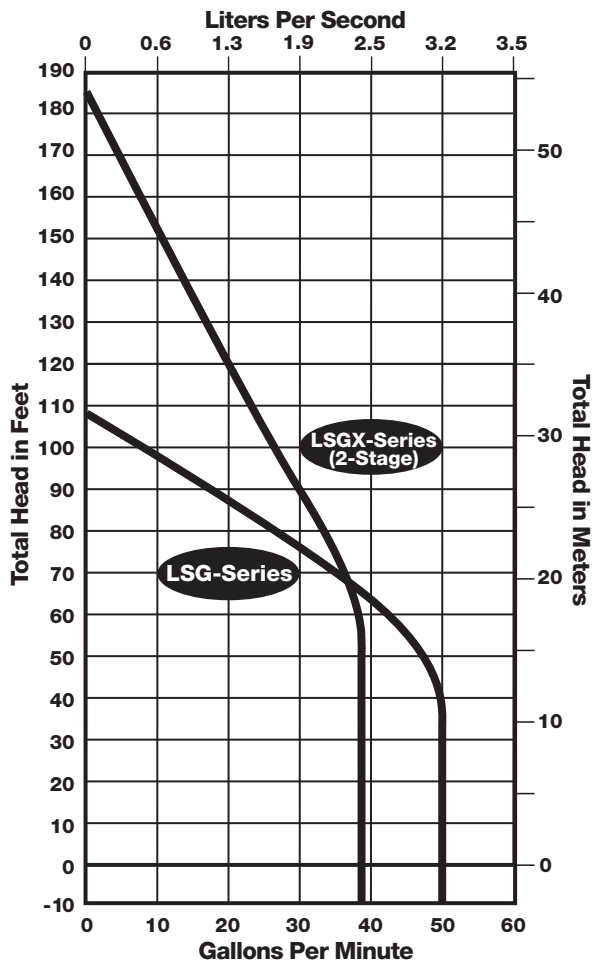
Models

LSG-Series	Wgt.	LSGX-Series (2-Stage)	Wgt.
2448LSG	220 lbs	2448LSGX	226 lbs

Alarm ALM-2W

- Indoor/Outdoor type 3R
- 115 volt
- Red beacon
- 82 db horn
- Test/Silence Switch

Performance Curves:



JB230 Junction Box

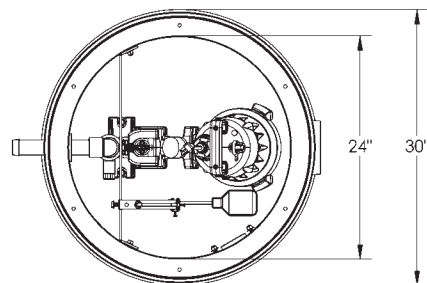
- NEMA 4X enclosure
- 20 amp, 6-20 R receptacle
- Terminal strip for use with alarm
- Liquid/Gas tight cable seal
- UL Listed

Customized Systems:

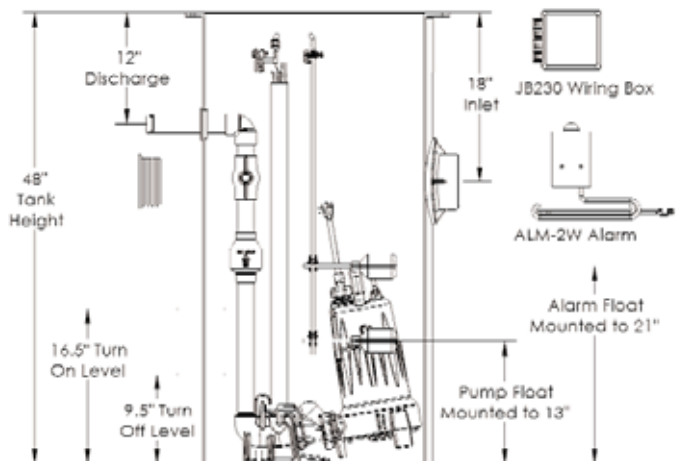
Liberty offers many options to the base 2448 package, as well as other engineered pump systems. Consult factory for information on customized systems.

Dimensional Data:

Top View



Side View



Galvanized guide rail standard. For stainless steel rail add "-S" to model number. Example: 2448LSG-S
For steel cover option, add "-SC" suffix to model number. Example: 2448LSG36-SC

Total Capacity: 94 Gallons

Capacity Per Pump Cycle: 13.5 Gallons

Specifications are subject to change without notice.



US Pumps