

# Liberty Pumps®

## 230-Series

### Submersible Sump Pumps

**1/3 hp  
1-1/2" Discharge  
3/8" Solids Handling**

#### Features:

- Vortex style impeller permits passage of solids without clogging
- Polypropylene and powder coated aluminum construction
  - Stainless steel rotor shaft
  - All fasteners – non-corrosive stainless steel
- Oil-filled, hermetically sealed motors with thermal overload protection
- Permanently lubricated upper and lower bearings
- Quick-disconnect 10' standard power cord allows replacement of cord in seconds without breaking seals to motor. (25' length optional)

#### Energy Saving! Model

Efficient motor design  
reduces electrical usage  
by up to **40%**

Deep Finned  
Powder Coated  
Aluminum  
Motor Housing.  
Provides 225%  
more cooling  
capacity than  
cast iron  
 housings!



**MODEL  
237 VMF**

**2  
YEAR  
WARRANTY**

#### Models:

**230 Manual**

**231 Mercury-free float, integrally wired,  
with quick disconnect feature**

**233 Mercury-free float, with series plug**

**237 VMF, Vertical Magnetic Float**

innovate. evolve.

# 230-SERIES

## SUBMERSIBLE SUMP PUMPS

### ALL MODELS FEATURE

- Vortex style impeller permits passage of solids without clogging. Made of high temp engineered thermoplastic.
- Polypropylene and powder coated aluminum construction.
- Stainless steel rotor shaft.
- All fasteners – non-corrosive stainless steel.
- Oil-filled, hermetically sealed motors with thermal overload protection.
- Permanently lubricated upper and lower bearings.
- Quick-disconnect 10' standard power cord allows replacement of cord in seconds without breaking seals to motor. (25' length optional) For 25' cord option, add a "-2" suffix to model number. Example: 231-2 for Model 231 with 25' cord.
- Removable base allows suction down to 1/8"
- **2 YEAR LIMITED WARRANTY**

### DIMENSIONAL DATA:

**Weight:** 11 LBS.

**Height:** 10.5"

**Major Width:** 9.6"

**Minimum Sump Diameter:** 14" (10" on Model 237)

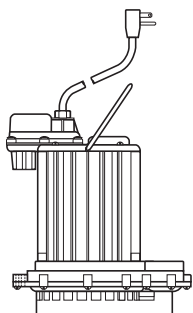
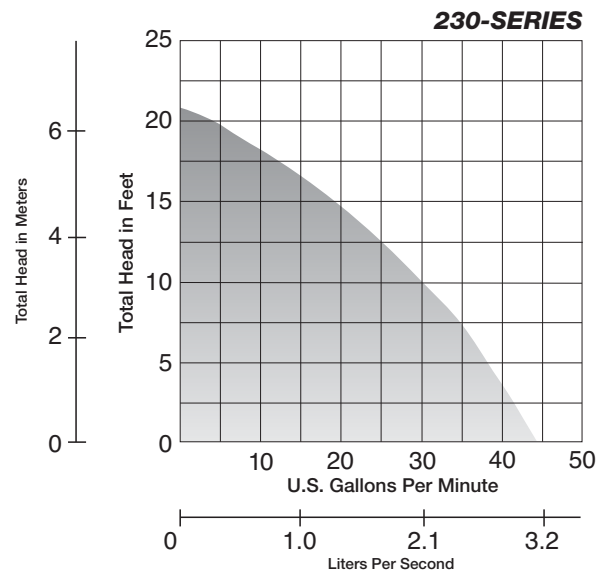
### MOTOR SPECIFICATIONS

1/3 hp. 60Hz  
 115V 3450 RPM  
 5.2a Oil Filled; Thermally Protected

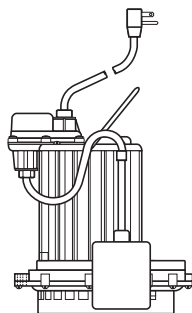
TDH	5'	10'	15'	21'
GPM	37	30	18	0

**Maximum Fluid Temperature 140 Degrees F.**

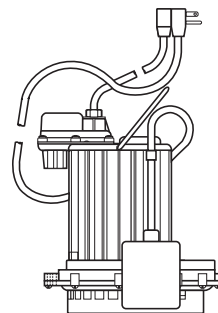
### PERFORMANCE CURVE



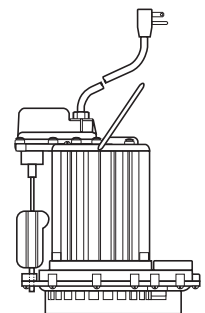
**Model 230**  
Manual, no switch



**Model 231**  
Quick-disconnect  
Wide-angle float



**Model 233**  
Wide-angle float  
with series plug  
allows for manual  
operation of pump



**Model 237 VMF**  
VMF Switch, mag-  
netically operated  
for smaller pits  
down to 10"  
diameter



Specifications subject to change without notice.