SERIES PL™

A Superior Alternative to Wet Rotor Pumps

Description

The Series PL™ close coupled booster pumps are specifically designed for quiet operation in hydronic, radiant and geothermal heating and cooling systems. These inline permanently lubricated pumps are available in cast iron or bronze body construction.

Operating Data

Maximum working pressure ..... 150 psi (10 bar)
Maximum operating temperature ..... 225°F (107°C)

Materials of Construction

Pump Body ..... Cast Iron or Bronze
Face Plate ..... Stainless Steel
Impeller ..... 30% Glass Filled Noryl®
PL-55 & PL-130. . . Glass Filled PPS
Shaft ..... Solid High-Strength Alloy Steel
Seal System ..... Carbon/Silicon Carbide
Bearings ..... XL11™ Permanently Lubricated Sealed Precision Bearings
Motor Type ..... ODP

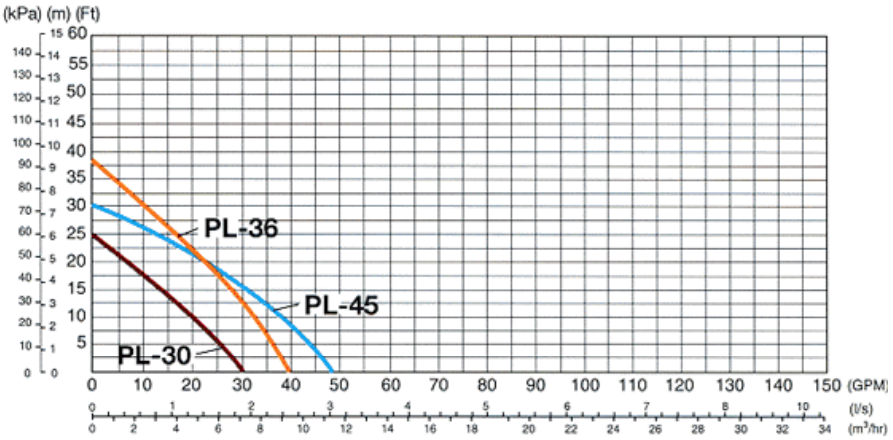

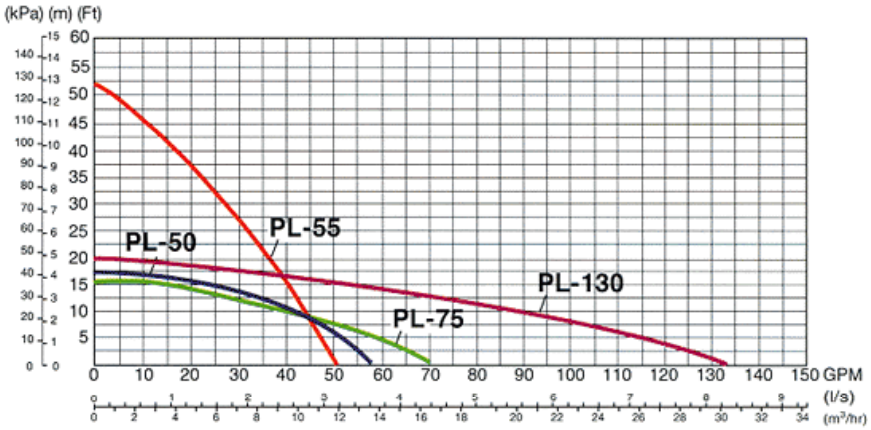

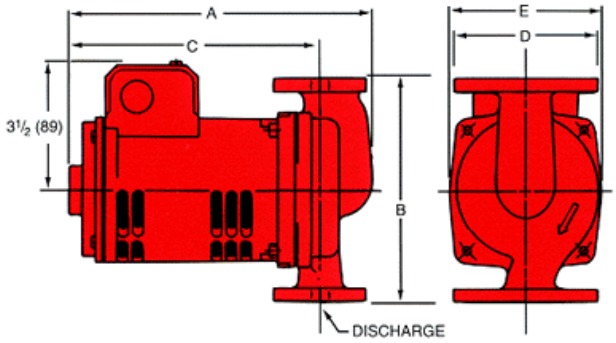

Dimension & Weights

Cast Iron Model No.	Cast Iron Part No.	Bronze Model No.	Bronze Part No.	Flange Size Inches - NPT	Motor Characteristics* HP	ø	Voltage	RPM	Dimensions in inches (mm) @ 60 Hz (Open Drip-Proof) A	B	C	D	E	Approx. Shipg. Wt. lbs. (Kg)
PL-30	1BL012	PL-30B	1BL013	3/4 1 & 1 1/4 1 1/2	1/12	1	115	2650	8 5/8 (219)	6 3/8 (162)	7 1/8 (181)	4 3/16 (106)	4 3/8 (111)	11.6 (5.3)
PL-36	1BL001	PL-36B	1BL003	3/4 1 & 1 1/4 1 1/2	1/6			3300	8 5/8 (219)	6 3/8 (162)	7 1/8 (181)	4 3/16 (106)	4 3/8 (111)	13.1 (6.0)
PL-45	1BL002	PL-45B	1BL004	1 1 1/4 & 1 1/2	1/6			3300	9 1/8 (232)	8 1/2 (216)	7 1/4 (184)	4 5/8 (117)	4 3/8 (111)	14.5 (6.6)
PL-50	1BL016	PL-50B	1BL017	1 1 1/4 & 1 1/2	1/6			3300	9 1/8 (232)	8 1/2 (216)	7 1/4 (184)	4 5/8 (117)	4 3/8 (111)	14.5 (6.6)
PL-55	1BL032	PL-55B	1BL068 1BL069	3/4 1 & 1 1/4 1 1/2	2/5			3250	9 9/16 (243)	6 3/8 (162)	7 15/16 (202)	4 3/16 (106)	4 3/4 (121)	13.1 (6.0)
PL-75	1BL034	PL-75B	1BL035	2	1/6			3400	9 15/16 (252)	8 1/2 (216)	7 3/8 (187)	5 3/16 (132)	4 5/8 (117)	18.5 (8.4)
PL-130	1BL063	PL-130B	1BL065	2	2/5			3200	10 3/4 (273)	8 1/2 (216)	8 1/4 (210)	5 3/16 (132)	5 1/8 (130)	22 (10)

* 230/60/1 motors available upon request. Models PL-75 and PL-130 have a four bolt hole flange connection, all others have two bolt hole flange connectors. Dimensions are approximate and subject to changes. Contact factory for certified dimensions.

ITT Industries

Bell & Gossett

8200 N. Austin Avenue
Morton Grove, IL 60053
Phone: 847/966-3700
FAX: 847/966-9052
www.bellgossett.com

c UL us LISTED

ISO 9001 Certified

©Copyright 2001 by ITT Industries, Inc. PRINTED IN U.S.A 5/01