



Wet Rotor Circulators and Accessories for Potable Water Applications



A full line of bronze and stainless steel circulators

- Flanged, union and sweat connection models
- Low-watt, energy-conserving models
- High starting torque provides dependable start-ups
- B&G Dura-Glide™ Bearing System assures whisper-quiet, maintenance-free operation

- Standard, universal flange-to-flange dimensions

A full line of accessories

Backed by B&G's nationwide representatives and a great 3-year warranty



Engineered for life

Lead-Free Wet Rotor Circulators for Hot Water Circulation

Description

A residential or light commercial, maintenance-free, in-line, lead-free bronze, wet rotor circulator for potable water systems and other applications. Flanged, union or sweat models available. UL, cUL and CSA listed.

Operating Data

Maximum working pressure 150 psi (10 bar)
 Maximum operating temperature
 NBF-25, NBF-33, NBF-36, NBF-45 225°F (107°C)
 All Others 230°F (110°C)
 Shaft Ceramic
 Bearings Double-Sintered Carbon

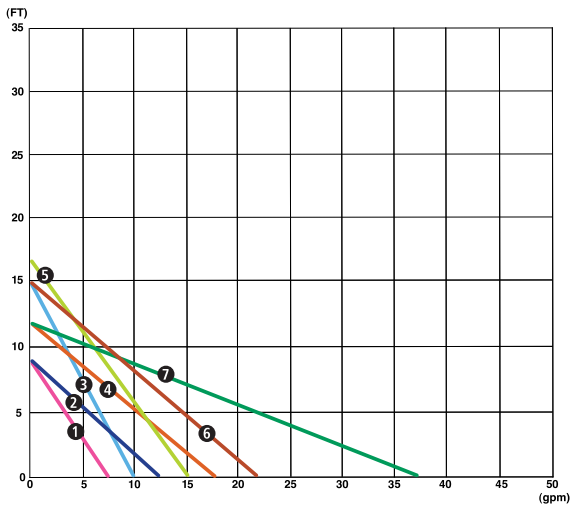
Materials of Construction

Pump Body NBF 100% Lead-Free Bronze
 SSF Stainless Steel
 Impeller Noryl
 Shaft Ceramic
 Bearings Double-Sintered Carbon

Warranty

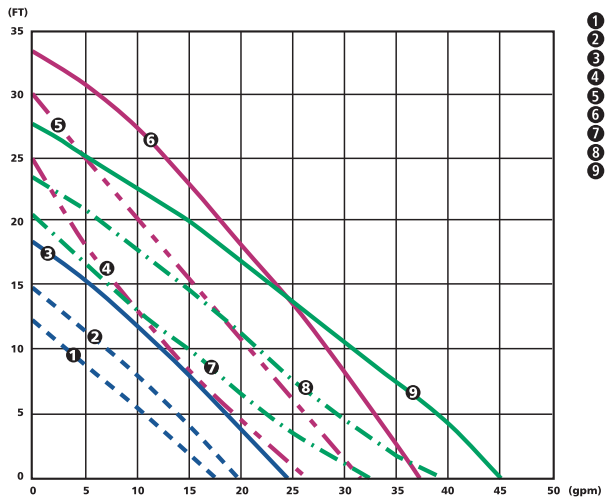
Bell & Gossett offers a warranty of three years from date of manufacture or 18 months from date of installation (which ever comes first) against failure as a result of defects in materials and workmanship.

Single Speed—NBF 60 HZ Performance Curve



- 1 NBF-8S/LW
- 2 NBF-9U/LW
SSF-9U/LW
- 3 NBF-10S/LW
- 4 NBF-12U/LW
SSF-12U/LW
NBF-12F/LW
SSF-12F/LW
- 5 NBF-18S
- 6 NBF-22
SSF-22
NBF-22U
SSF-22U
- 7 NBF-33

Three Speed—NBF 60 HZ Performance Curve



- 1 NBF-25 Speed 1
- 2 NBF-25 Speed 2
- 3 NBF-25 Speed 3
- 4 NBF-36 Speed 1
- 5 NBF-36 Speed 2
- 6 NBF-36 Speed 3
- 7 NBF-45 Speed 1
- 8 NBF-45 Speed 2
- 9 NBF-45 Speed 3

Cross Reference

BELL & GOSSETT	GRUNDFOS†	TACO‡
NBF-8S/LW	UM 15-10B5	003B
NBF-9U/LW	UP 15-18SU	006B
NBF-10S/LW	UP 15-18B5	006B
NBF-12U/LW	UP 15-42SU	005B
NBF-12F/LW	UP 15-42SF	005B
NBF-18S	UP 15-42B5	—
NBF-22U	UP 25-64SU	007B
NBF-22	UP 25-64SF	007B
SSF-22	UP25-64SF	007B
NBF-25	UPS15-58	00R-MS
NBF-33	—	0010B
NBF-36	UP26-96BF	0011B
	UP26-99BF	0013B
	UP26-64SF	0014B
NBF-45	UP43-75BF	—

† Grundfos is a registered trademark of Grundfos Pumps Corp.

‡ Taco is a registered trademark of Taco, Inc.

Model Number	Part Number	Connections	Dimensions Inches (mm)			Standard 60 Cycle Motor Characteristics*					Shipping Weight lbs. (Kg)
			A	B	C	Watts	Ø	Volts	F.L. Amps	RPM	
NBF-8S/LW	103257	1/2" Sweat	5 (127)	5 7/32 (132)	4 7/8 (124)	39			0.39	2800	9.0 (4.1)
NBF-9U/LW	103258	Union**	6 1/8 (156)	5 1/16 (129)	4 7/8 (124)	41			0.40		9.3 (4.2)
NBF-10S/LW	103259	1/2" Sweat	5 (127)	5 7/32 (132)	4 7/8 (124)	55			0.46		9.0 (4.1)
NBF-12U/LW	103260	Flange 3/4, 1, 1 1/4, 1 1/2	6 3/8 (162)	5 9/16 (141)	4 7/8 (124)	55			0.48	2940	9.5 (4.3)
NBF-12U/LW	103261	Union**	6 1/8 (156)	5 1/16 (129)	4 7/8 (124)	55			0.48		9.3 (4.2)
NBF-18S	103316	1/2" Sweat	5 (127)	5 7/32 (132)	4 7/8 (124)	90	1	115	0.74	3000	9.0 (4.1)
NBF-22	103252	Flange 3/4, 1, 1 1/4, 1 1/2	6 3/8 (162)	5 9/16 (141)	4 7/8 (124)	92			0.80	2950	9.5 (4.3)
NBF-22U	103255	Union**	6 1/8 (156)	5 1/16 (129)	4 7/8 (124)	92			0.80		9.3 (4.2)
SSF-22	103357	Flange 3/4, 1, 1 1/4, 1 1/2	6 3/8 (162)	5 9/16 (141)	4 7/8 (124)	92			0.80	3300	9.5 (4.3)
NBF-25	103418	Flange 3/4, 1, 1 1/4, 1 1/2	6 3/8 (162)	6 3/16 (157)	5 1/8 (130)	125			1.10		10.4 (4.7)
NBF-33	103351	Flange 3/4, 1, 1 1/4, 1 1/2	6 3/8 (162)	6 3/16 (157)	5 1/8 (130)	125			1.10	10.4 (4.7)	
NBF-36	103401	Flange 3/4, 1, 1 1/4, 1 1/2	6 3/8 (162)	6 7/8 (175)	5 3/4 (146)	270			2.30	3300	13.1 (6.0)
NBF-45	103405	Flange 1, 1 1/4, 1 1/2	8 1/2 (216)	7 3/8 (187)	5 3/4 (147)	270			2.30		14.5 (6.6)

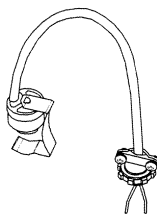
* 230/60/1 motors available upon request. Impedance protected

** Union Connections are available in 3/4" NPT, 1/2" sweat & 3/4" sweat.



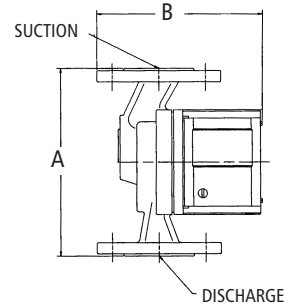
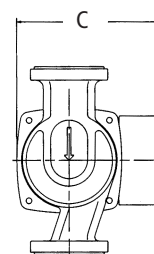
TC-1 Automatic Timer Kit— (Part No. 113210)

To increase the overall efficiency of a hot water recirculation system, the TC-1 timer control kit can be installed for use on any B&G NBF circulator. The TC-1 timer control is programmable to turn the circulator ON and OFF automatically at preset times. This permits the user to have the pump circulate hot water only during those times when high usage can be expected throughout the day.



AQS-1/2 (Part No. 113223) and AQS-3/4 (Part No. 113224) Aquastat—

are designed to thermostatically turn any B&G NBF circulator ON and OFF. The AQ-1/2 or AQ-3/4 will switch the pump OFF at 120°F (48.9°C) and ON at 100°F (37.8°C). The aquastats are available in separate models that will sense the temperature for either 1/2" or 3/4" copper pipe.



ITT

Engineered for life

Bell & Gossett
 8200 N. Austin Avenue
 Morton Grove, IL 60053
 Phone: 847/966-3700
 FAX: 847/966-9052
 www.bellgossett.com



THE ITT ENGINEERED BLOCKS SYMBOL AND "ENGINEERED FOR LIFE" ARE REGISTERED TRADEMARKS OF ITT CORPORATION. © 2008 PRINTED IN U.S.A. 6.08