

ITT

C36-3742

Commercial Water

Goulds Pumps

3642/3742

Close-Coupled Centrifugal Pumps


Performance Curves



Goulds Pumps is a brand of ITT Corporation.

www.goulds.com

Engineered for life



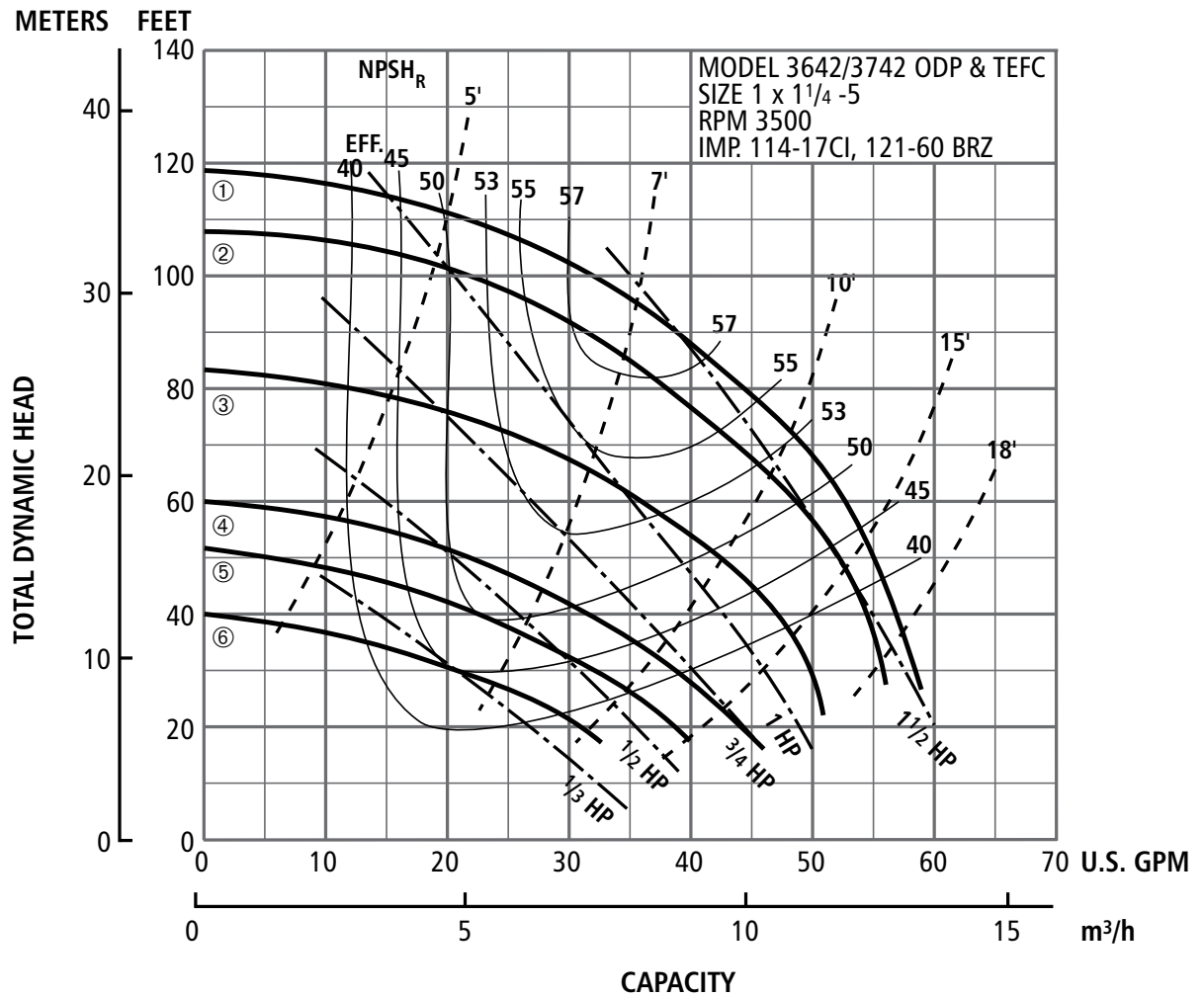
ITT


Commercial Water

PERFORMANCE CURVE 1AI, 1BF, 1AB . . .

MOTOR SIZES AND IMPELLER DIAMETERS

- ① 1½ HP ODP OR 2 HP TEFC 5¾" DIA.
- ② 1 HP ODP OR 1½ HP TEFC 5½" DIA.
- ③ ¾ HP ODP OR 1 HP TEFC 4¾" DIA.
- ④ ½ HP ODP OR ¾ HP TEFC 3¾" DIA.
- ⑤ ⅓ HP ODP OR ½ HP TEFC 3⅝" DIA.
- ⑥ OPTIONAL TRIMMED IMPELLER 3⅜" DIA.





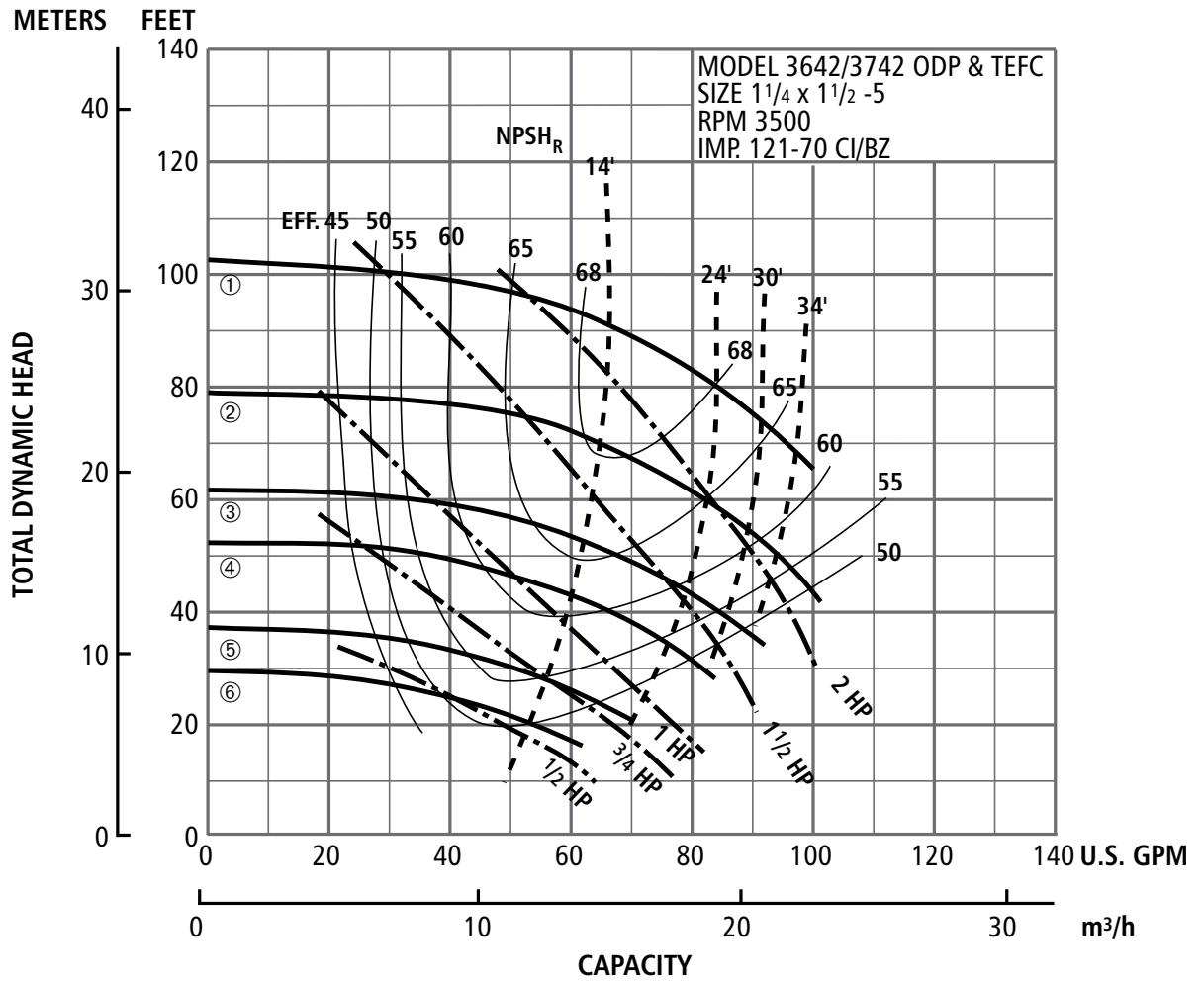
ITT


Commercial Water

PERFORMANCE CURVE 2AI, 2BF, 2AB . . .

MOTOR SIZES AND IMPELLER DIAMETERS

- | | |
|-----------------------------|----------|
| ① 2 HP ODP | 5" DIA. |
| ② 1½ HP ODP OR 2 HP TEFC | 4¾" DIA. |
| ③ 1 HP ODP OR 1½ HP TEFC | 3¾" DIA. |
| ④ ¾ HP ODP OR 1 HP TEFC | 3⅝" DIA. |
| ⑤ ½ HP ODP OR ¾ HP TEFC | 3¼" DIA. |
| ⑥ OPTIONAL TRIMMED IMPELLER | 2⅞" DIA. |





ITT

Commercial Water



Goulds Pumps and the ITT Engineered Blocks Symbol are registered trademarks and tradenames of ITT Manufacturing Enterprises, Inc.

SPECIFICATIONS ARE SUBJECT TO CHANGE WITHOUT NOTICE.

C36-3742 February, 2010

© 2010 ITT Corporation

Engineered for life