


# 2 HP GRINDER PUMP BADSGP1 Series

## THE BEAST



**2**  
YEAR  
Warranty



blueangel  
ENGINEERED  
PUMPS  
The Professional's Line

- Internal Capacitors - No Control Panel Req'd
- Triple Seal Non-Wicking Cord Design
- Grit Resistant, Silicon Carbide Seal and For Added Protection Secondary Lip Seal
- Stainless Steel Cutler Assembly Effectively Grinds Domestic Sewage Into a Fine Slurry
- Heavy Duty Upper and Lower Ball Bearings

### CUTTER ASSEMBLY

Hardened 440c Stainless Steel (56-60 Rockwell C) Shredding Ring and Grinding Impeller -  
8300 Cuts Per Second - 1/2 Million Cuts Per Minute (BADSGP1-115)  
24,000 Cuts Per Second - 1.5 Million Cuts Per Minute (BADSGP1-2001)

### IMPELLER

Ductile Iron for Superior Quality and Long Life

Recessed (Vortex) Design Reduces Bearing Load / Increases Bearing Life and Prevents Clogging

### SHAFT SEALS

Triple Seal Design, (Silicone/Carbide) Primary, (Carbon/Ceramic) Secondary and (Lip Seal) Third

### MOTOR

Capacitor Start/Run Design for Assured Starting, Strong Torque and Grinding Under Heavy Load

Pressed Stator for Precise Shaft / Bearing Alignment, Long Life

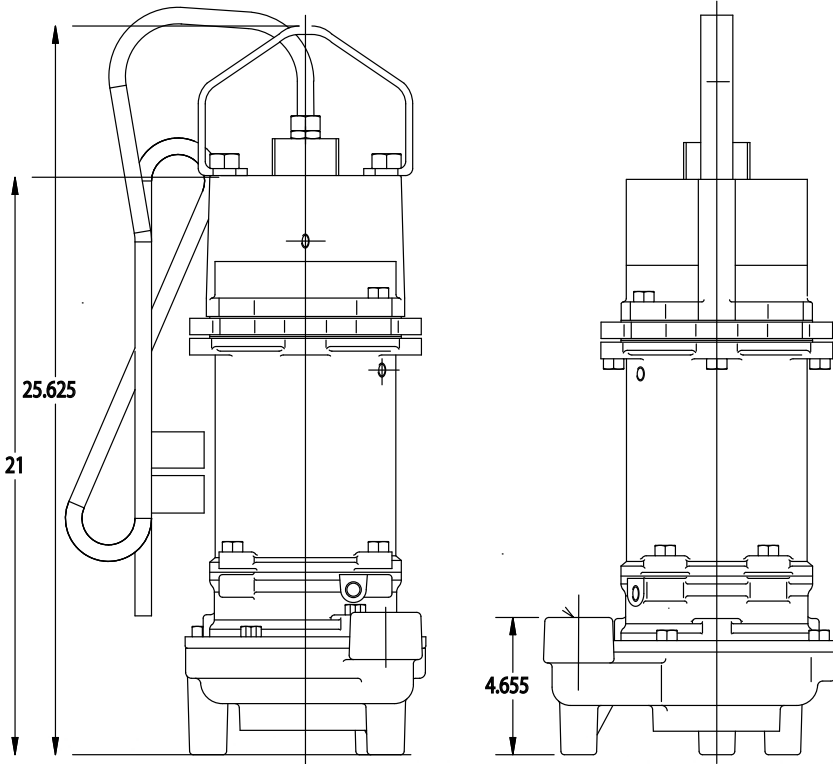
Internal Overload Automatic Protection

Dual Ball Bearings

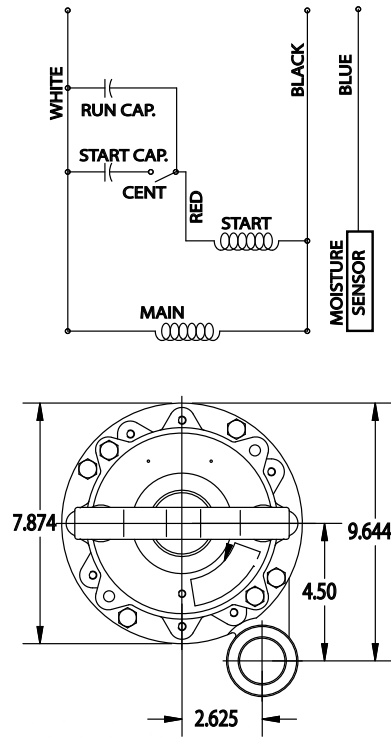
Oil-Filled For constant Bearing Lubrication and Maximum Motor Cooling

[www.blueangelpumps.com](http://www.blueangelpumps.com)

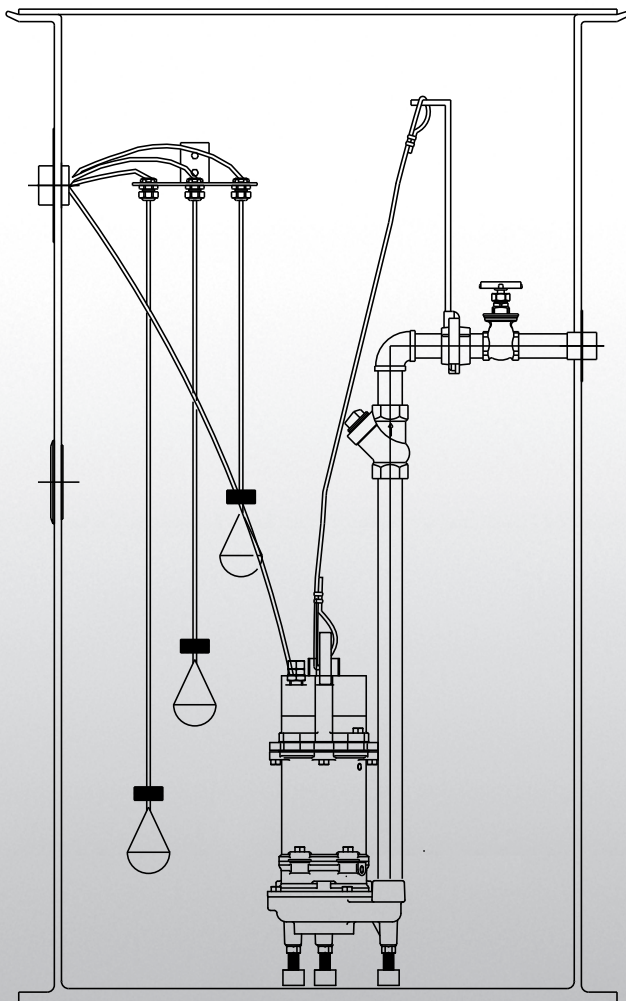
## DIMENSIONAL DATA



## WIRING DIAGRAM



## TYPICAL INSTALLATION

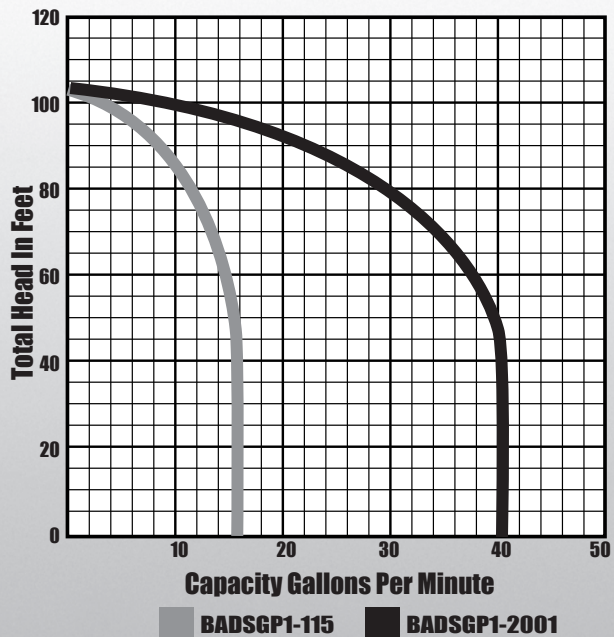


## MOTOR SPECIFICATIONS

MODEL	HP	PHASE	VOLTS	AMPS	Hz
BADSGP1-115	2	1	115	15	60
BADSGP1-2001	2	1	200/208	16.9	60

## PERFORMANCE GPM

DISCHARGE HEAD	20'	40'	60'	80'	100'
BADSGP1-115	17	16	14	11	5
BADSGP1-2001	40	40	38	25	10



## LIFTING BAIL

- For Balanced Load and Easy Lifting

## CABLE ENTRY

- Triple Seal Protection - Compression Fitting Sealed - Secondary Epoxy Sealed - Soldered Conductors - Prevent Wicking - Simple Threaded Design For Easy Servicing

## CAPACITORS

- Internal Start and Run - Strong Motor Operation

## SECONDARY CHAMBER (DRY)

- Sealed From Motor - Longer Component Life - Easy Servicing

## START SWITCH

- Mechanical For Reliable Starting - Low Voltage - Stress Free Long Life

## CAST IRON CONSTRUCTION

## OIL-FILLED MOTOR HOUSING

- Maintains Cool Operation - Continuous Bearing Lubrication - Even Temperature Distribution. Eliminates Hot Spots.

## BALL BEARINGS

- Upper and Lower Ball Bearings - Supports Grinder Loads - 50,000 Hour B-10 Life

## OVERLOAD AUTOMATIC THERMAL

- Automatically Protects Motor and Resets When Motor Has Cooled.

## HIGH TORQUE MOTOR

- 2 HP - 3450 RPM - Strong Starting/Grinding - Class F Windings Cool Operating - Pressed Stator Construction for Maximum Heat Dissipation

## STAINLESS STEEL SHAFT

- 416 Stainless Steel

## SHAFT SEALS

- Triple Seal Design, (Silicone/Carbide) Primary, (Carbon/Ceramic) Secondary and (Lip Seal) Third

## IMPELLER

- Ductile Iron - Clog-Free - Recessed Design - Pump-Out Vanes Keep Seal Clean and Reduces Pressure At Seal Face

## STAINLESS STEEL FASTENERS

## GRINDER ASSEMBLY

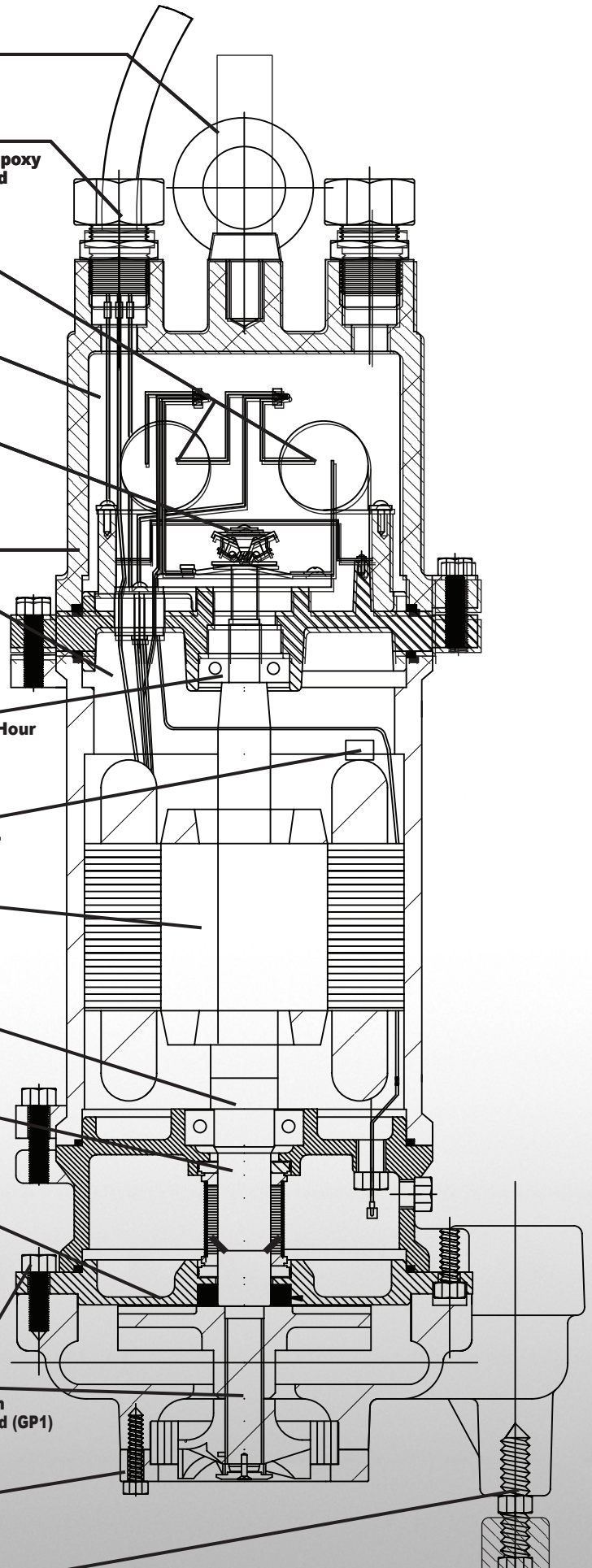
- 440C Stainless Steel Hardened to 56-60 Rockwell C. - Easy Bottom Servicing - No Dismantling of Pump Required - 8300 Cuts Per Second (GP1)

## CAST IRON VOLUTE CASE

- 1-1/4" NPT Discharge

## LEG EXTENSIONS

- Threaded Leg Castings (sst) With Molded Buna Support Pad





# 2 HP GRINDER PUMP

## BADSGP1 Series



### BADSGP1-115

- 115 Volt
- Single Phase
- Shipping Weight, 92 lbs
- 2 Year Warranty



### BADSGP1-2001

- 200/208 Volt
- Single Phase
- Shipping Weight, 99 lbs
- 2 Year Warranty

<b>DISCHARGE.....</b>	<b>1-1/4" NPT, Vertical</b>
<b>LIQUID TEMPERATURE.....</b>	<b>120 Degrees F (Maximum)</b>
<b>MOTOR HOUSING.....</b>	<b>Cast Iron, ASTM A-48, Class 30</b>
<b>CORD CAP.....</b>	<b>Cast Iron, ASTM A-48, Class 30</b>
<b>VOLUTE.....</b>	<b>Cast Iron, ASTM A-48, Class 30</b>
<b>SEAL PLATE.....</b>	<b>Cast Iron, ASTM A-48, Class 30</b>
<b>IMPELLER .....</b>	<b>Ductile Iron</b>
	<b>10 Vane, Vortex with Pump-Out Vanes, Dynamically Balanced</b>
<b>SHREDDING RING.....</b>	<b>Hardened 440C Stainless Steel, 50-60 Rockwell C</b>
<b>GRINDER IMPELLER.....</b>	<b>Hardened 440C Stainless Steel, 50-60 Rockwell C</b>
<b>SHAFT.....</b>	<b>416 Stainless Steel</b>
<b>SHAFT SEAL.....</b>	<b>(PRIMARY) Mechanical,                      (SECONDARY) Lip Seal</b>
	<b>Silicon - Rotating Face                      Buna-N</b>
	<b>Carbide - Stationary Face</b>
	<b>Buna-N - Elastomer</b>
	<b>300 Series Stainless Steel - Hardware</b>
<b>BEARING (UPPER).....</b>	<b>Single Row, Ball, Oil Lubricated</b>
<b>BEARING (LOWER).....</b>	<b>Single Row, Ball, Oil Lubricated</b>
<b>HARDWARE.....</b>	<b>300 Series Stainless Steel</b>
<b>GASKETS.....</b>	<b>Buna-N</b>
<b>CORD.....</b>	<b>UL/C (UL) Listed 14 AWG, Type SJOW or SOOW, 30' Cord</b>
	<b>Length Standard, Other Lengths Available</b>
<b>CORD ENTRY.....</b>	<b>Triple Sealed Design</b>
	<b>Compression Grommet - Outer Jacket Seal</b>
	<b>Epoxy Potted - Inner Conductor Seal</b>
	<b>Butt Connector - Inner Wire Strand Wicking Blockage</b>
<b>MOTOR (SINGLE PHASE).....</b>	<b>2 HP, 3450 RPM, 60 Hz, Automatic Overload Protection in</b>
	<b>the Motor, Oil-Filled, Class F, Capacitor Start/Capacitor Run</b>
<b>Start Capacitor.....</b>	<b>200 mfd, 250 VAC</b>
<b>Run Capacitor.....</b>	<b>70 mfd, 250 VAC   - BADSGP1-115</b>
<hr/>	
<b>Start Capacitor.....</b>	<b>270 mfd, 300 VAC, 250-370 VAC</b>
<b>Run Capacitor.....</b>	<b>30 mfd, 300 VAC                      - BADSGP1-115</b>

FOR PUMP AND SYSTEM ACCESSORIES SEE ACCESSORIES SECTION

BLUE ANGEL™ ENGINEERED PUMPS • 101 Production Drive • Harrison, OH 45030 • 1-888-636-6628

© 2007 Blue Angel Pumps All Rights Reserved