


# JOB-READY LAUNDRY TRAY SYSTEM



- **53 GPM @ 5'**
- **Durable Cast Iron Pump**
- **10 Gallon Capacity Durable Thermoplastic Tank**
- **1-1/2" NPT Inlet With 1-1/2" Discharge and Vent**
- **Job-Ready Assembly With Detailed Installation Instructions**
- **Ideal for Draining Sinks and Laundry Machines That Are Below the Sewer Line without Breaking Concrete**
- **Installation Check Valve Included**

**1**  
YEAR  
Warranty

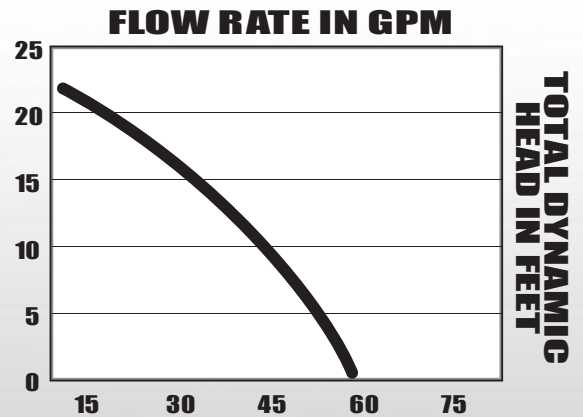
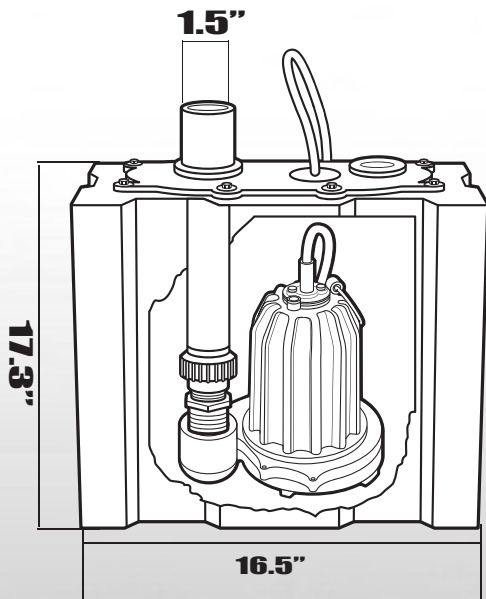
[www.blueangelpumps.com](http://www.blueangelpumps.com)

# JOB-READY LAUNDRY TRAY SYSTEM



## SYBL40

- Vertical Float Switch
- 8', SJTOW Power Cord
- Shipping Weight, 27 lbs
- 1 Year Warranty



## MOTOR SPECIFICATIONS

MOTOR	RPM	VOLTS	AMPS	Hz
Shaded Pole	3000	120	8.3	60

## PERFORMANCE

DISCHARGE HEAD	5'	10'	15'	20'
Gallons/Minute	53	41	29	12

FOR PUMP AND SYSTEM ACCESSORIES SEE ACCESSORIES SECTION  
 BLUE ANGEL™ PUMPS • 101 Production Drive • Harrison, OH 45030 • 1-888-636-6628 • 1-877-289-2963

© 2007 Blue Angel Pumps All Rights Reserved