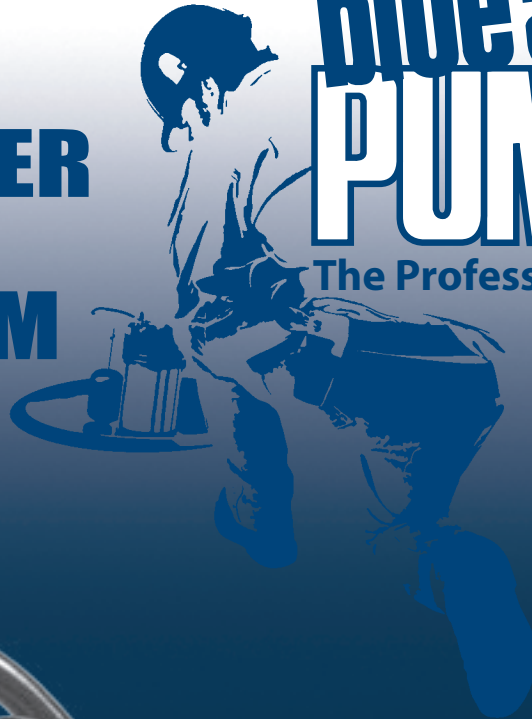


1/2 HP PREASSEMBLED AND JOB-READY MUNICIPAL WATER PRESSURE BOOSTER SYSTEM

blueangel™
PUMPS
The Professional's Line



• **6 GPM @ 50 PSI**

• **Whole-House Municipal Water Pressure Booster System**

• **Durable Cast Iron Volute**

• **Corrosion-Resistant, Reinforced Thermoplastic Impeller and Diffuser**

• **High Efficiency Square Flange Motor is Thermally Protected to Prevent Overheating and Universally Available if Replacement is Ever Required**

• **Pressure Switch Pre-set at 30-50 PSI for Automatic Operation**

• **Dedicated Priming Port for Convenient Volute Filling**

• **3/4" NPT Discharge, 1 - 1/4" NPT Suction**

2 YEAR
Warranty

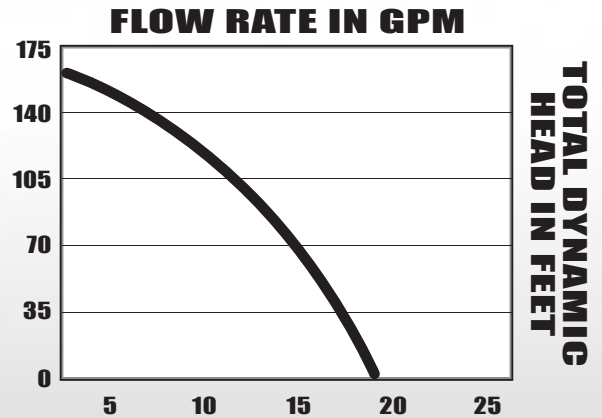
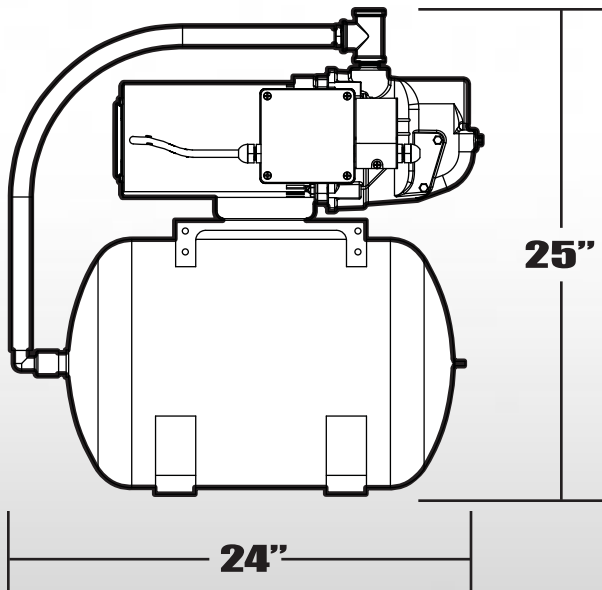
www.blueangelpumps.com

1/2 HP PREASSEMBLED AND JOB-READY MUNICIPAL WATER PRESSURE BOOSTER SYSTEM



SBS50BOOST

- 30/50 PSI Pressure Switch
- 120 Volts
- 3/4" NPT Discharge
- 1-1/4" Suction
- Shipping Weight, 60 lbs
- 2 Year Warranty



PERFORMANCE		
POUNDS PER SQUARE INCH (PSI)	TOTAL DYNAMIC HEAD (FT)	FLOW RATE (GPM)
50 PSI	115	6
40 PSI	93	10
26 PSI	60	15

MOTOR SPECIFICATIONS				
MOTOR	RPM	VOLTS	AMPS	HZ
Split Phase	3450	120	10.0	60

FOR PUMP AND SYSTEM ACCESSORIES SEE ACCESSORIES SECTION
 BLUE ANGEL™ PUMPS • 101 Production Drive • Harrison, OH 45030 • 1-888-636-6628

© 2007 Blue Angel Pumps All Rights Reserved