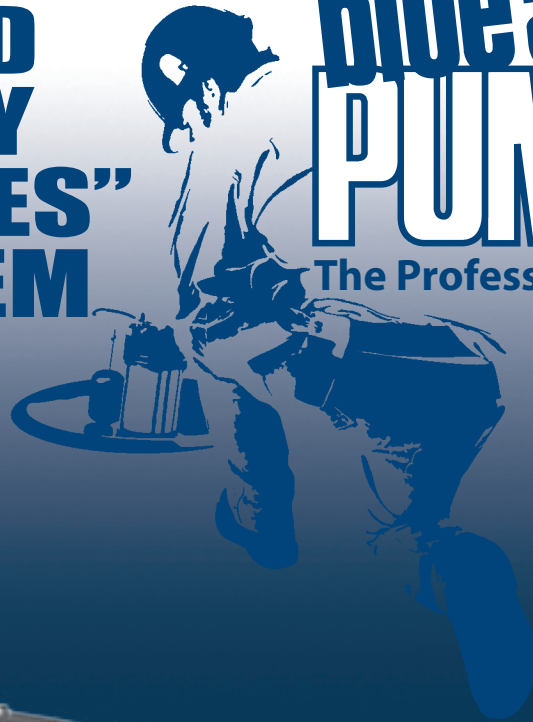


4/10 HP PREASSEMBLED AND JOB-READY "BUILDER SERIES" SEWAGE SYSTEM

blueangel[™] PUMPS

The Professional's Line



- **90 GPM @ 5'**
- **4/10 HP Thermoplastic Pump**
- **18" X 30" Polyethylene Basin with 4" Intake and Structural Foam Cover**
- **Full Flow Check Valve**
- **Preassembled for Quick and Easy Installation**

1
YEAR
Warranty

www.blueangelpumps.com

4/10 HP PREASSEMBLED AND JOB-READY "BUILDER SERIES" SEWAGE SYSTEM



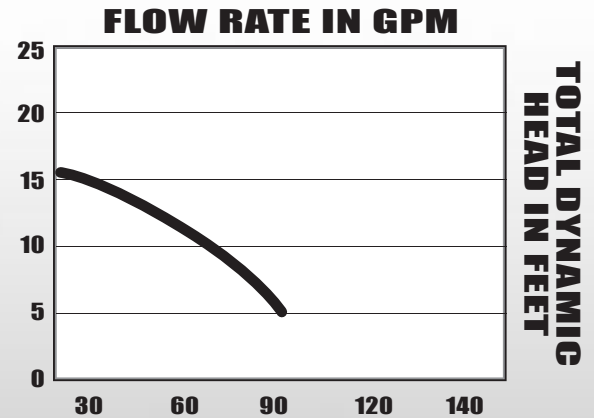
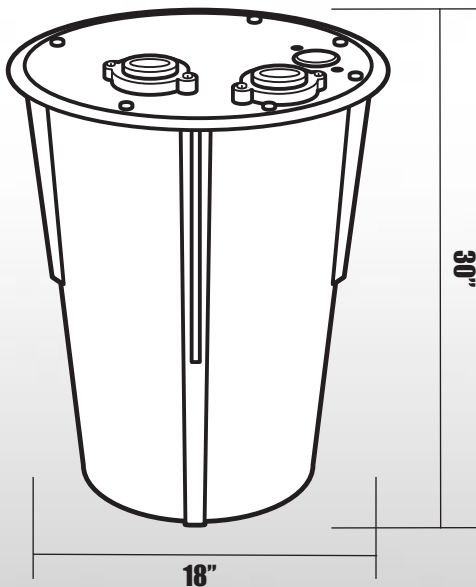
BSEL402PAS

- Piggy-Back Tether Float Switch
- 2" Vent and Discharge
- 8', SJTW Power Cord
- ON Level at 16" / OFF Level at 7.5"
- Shipping Weight 70 lbs.
- 1 Year Warranty



BSEL403PAS

- Piggy-Back Tether Float Switch
- 3" Vent and Discharge
- 8', SJTW Power Cord
- ON Level at 16" / OFF Level at 7.5"
- Shipping Weight 70 lbs.
- 1 Year Warranty



MOTOR SPECIFICATIONS

| MOTOR | RPM | VOLTS | AMPS | Hz |
|-------------|------|-------|------|----|
| Shaded Pole | 1550 | 120 | 10.9 | 60 |

PERFORMANCE

| DISCHARGE HEAD | 5' | 10' | 15' | 20' |
|----------------|----|-----|-----|-----|
| Gallons/Minute | 90 | 62 | 23 | - |

FOR PUMP AND SYSTEM ACCESSORIES SEE ACCESSORIES SECTION
 BLUE ANGEL™ PUMPS • 101 Production Drive • Harrison, OH 45030 • 1-888-636-6628 • 1-877-289-2963

© 2007 Blue Angel Pumps All Rights Reserved