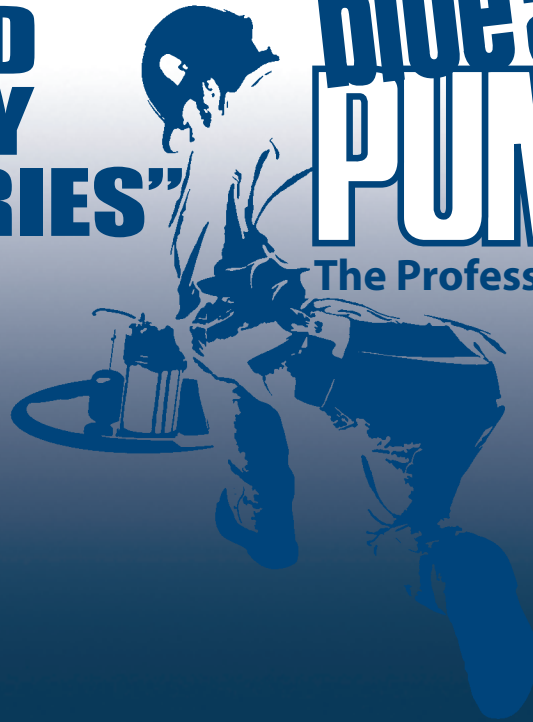


**1/3 HP  
PREASSEMBLED  
AND JOB-READY  
"SPECIALIST SERIES"  
OUTDOOR  
SUMP SYSTEM**

**blueangel<sup>™</sup>  
PUMPS**

The Professional's Line



- **45 GPM @ 10'**
- **1/3 HP Sump Pump**
- **18" X 24" Polystructural Foam Basin**
- **Polystructural Foam Cover with 1/2" Intake Holes**
- **Anti Floatation Device Mounted to Basin**
- **1 1/2" Discharge**
- **Preassembled for Quick and Easy Installation**

[www.blueangelpumps.com](http://www.blueangelpumps.com)

**3** YEAR  
Warranty



# 1/3 HP PREASSEMBLED AND JOB-READY "SPECIALIST SERIES" OUTDOOR SUMP SYSTEM

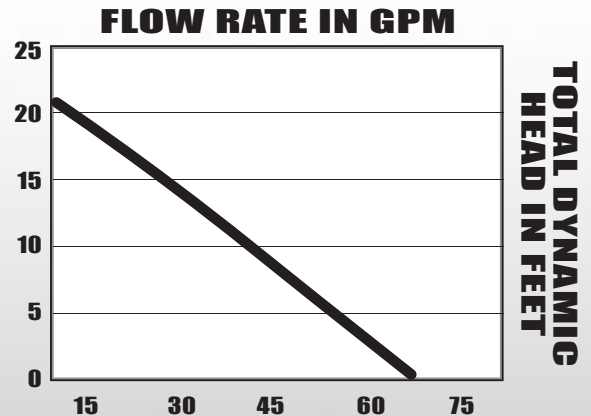
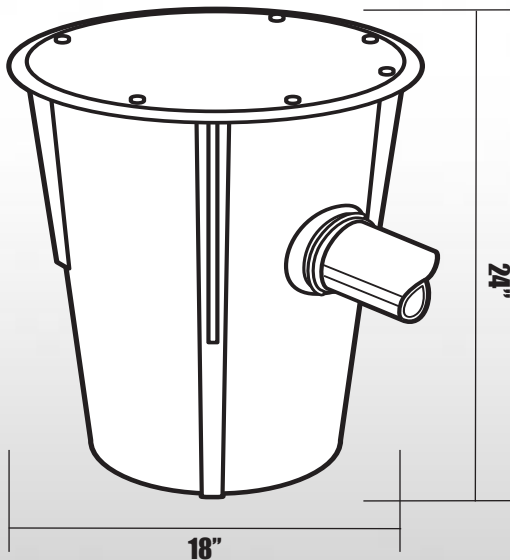


## BCS330DS

- Vertical Float Switch
  - 8', SJTW Power Cord
  - ON Level at 7" / OFF Level at 3"
  - Shipping Weight 36 lbs
  - 3 Year Warranty
- NOTE: Not traffic rated

Helps eliminate water from pooling in yards, low lying areas or other non traffic areas:

- Pumps water to other areas with better drainage
- Helps reduce mosquito breeding by disposing of standing water
- Prevents soil damage from standing water



### MOTOR SPECIFICATIONS

MOTOR	RPM	VOLTS	AMPS	Hz
Shaded Pole	1550	120	9.5	60

### PERFORMANCE

DISCHARGE HEAD	5'	10'	15'	20'
Gallons/Minute	58	45	28	2

FOR PUMP AND SYSTEM ACCESSORIES SEE ACCESSORIES SECTION

BLUE ANGEL™ PUMPS • 101 Production Drive • Harrison, OH 45030 • 1-888-636-6628 • 1-877-289-2963

© 2007 Blue Angel Pumps All Rights Reserved