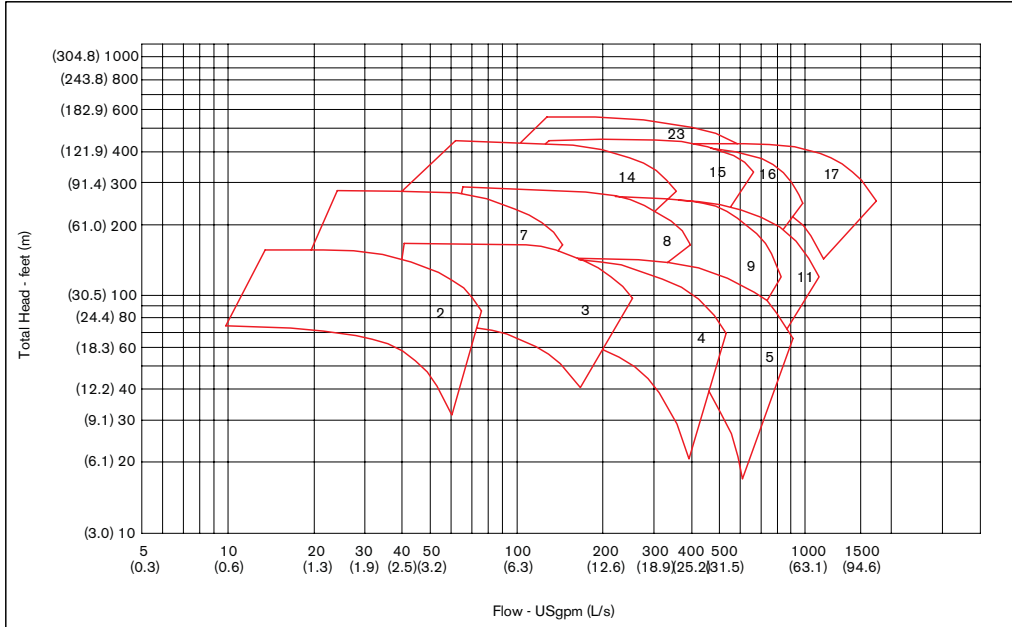


Series 4300

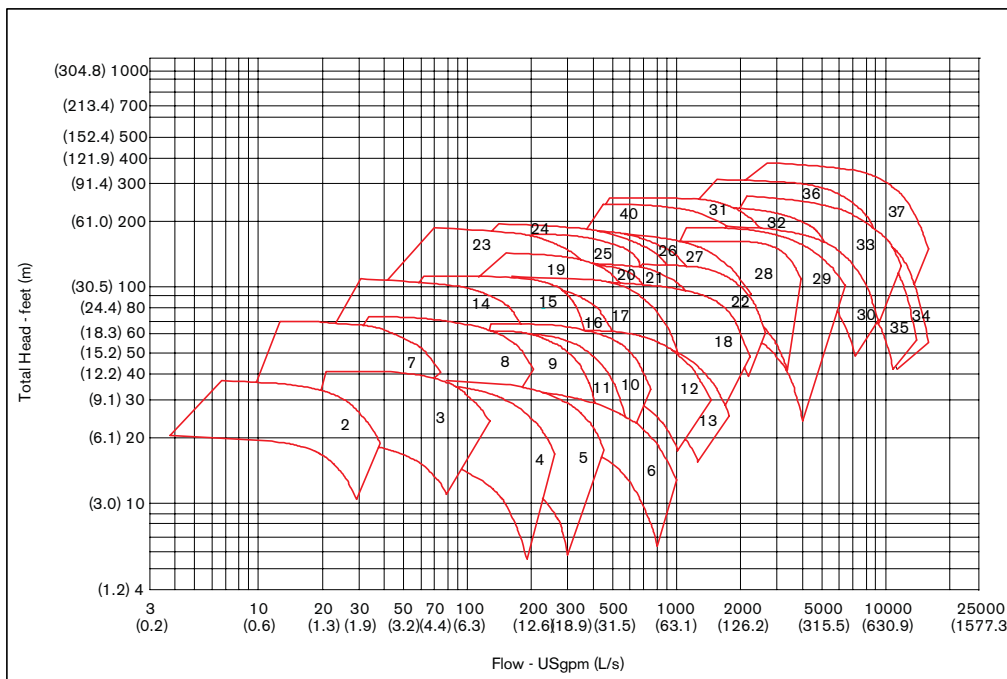
COMPOSITE CURVES

4300 - 3600 RPM



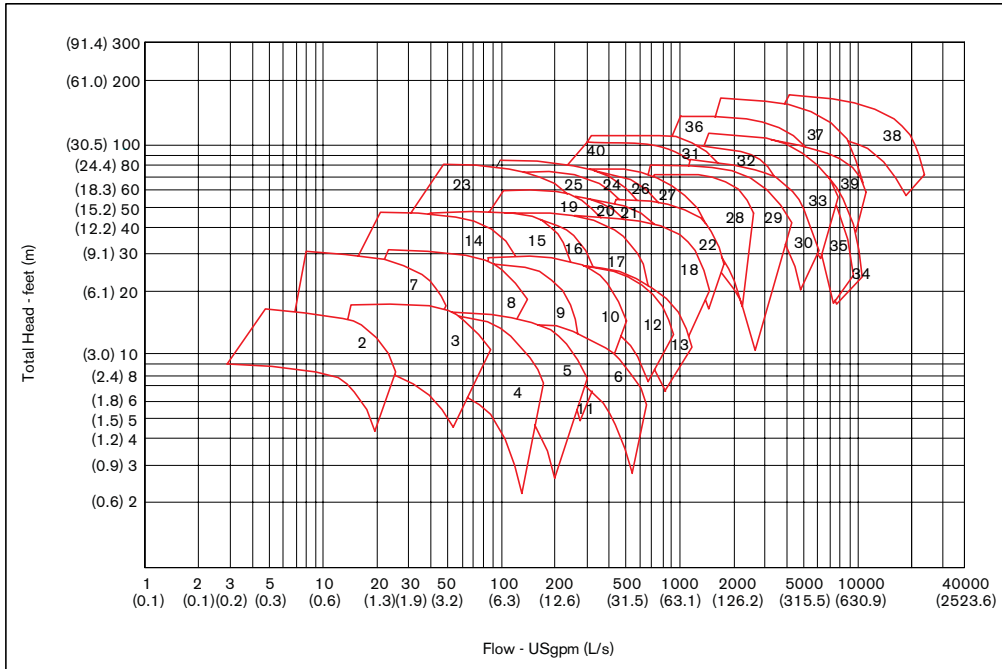
Legend	
No.	Suction x Discharge x Impeller
2	1.5x1.5x6
3	2x2x6
4	3x3x6
5	4x4x6
7	1.5x1.5x8
8	2x2x8
9	3x3x8
10	4x4x8
11	5x5x8
14	2x2x10
15	3x3x10
16	4x4x10
17	6x6x10
23	3x3x13

4300 - 1800 RPM



Legend	
No.	Suction x Discharge x Impeller
2	1.5x1.5x6
3	2x2x6
4	3x3x6
5	4x4x6
6	6x6x6
7	1.5x1.5x8
8	2x2x8
9	3x3x8
10	4x4x8
11	5x5x8
12	6x6x8
13	8x8x8
14	2x2x10
15	3x3x10
16	4x4x10
17	6x6x10
18	8x8x10
19	4x4x11.5
20	5x5x11.5
21	6x6x11.5
22	8x8x11.5
23	3x3x13
24	4x4x13
25	4x4x13L
26	6x6x13
27	8x8x13
28	10x10x13
29	12x12x13
30	14x14x14
31	8x8x15
32	10x10x15
33	14x14x15
34	16x16x15
35	16x16x15L
36	12x12x17
37	16x16x19

4300 - 1200 RPM



Legend	
No.	Suction x Discharge x Impeller
2	1.5x1.5x6
3	2x2x6
4	3x3x6
5	4x4x6
6	6x6x6
7	1.5x1.5x8
8	2x2x8
9	3x3x8
10	4x4x8
11	5x5x8
12	6x6x8
13	8x8x8
14	2x2x10
15	3x3x10
16	4x4x10
17	6x6x10
18	8x8x10
19	4x4x11.5
20	5x5x11.5
21	6x6x11.5
22	8x8x11.5
23	3x3x13
24	4x4x13
25	4x4x13L
26	6x6x13
27	8x8x13
28	10x10x13
29	12x12x13
30	14x14x14
31	8x8x15
32	10x10x15
33	14x14x15
34	16x16x15
35	16x16x15L
36	12x12x17
37	16x16x19
38	20x20x19

S. A. Armstrong Limited
 23 Bertrand Avenue
 Toronto, Ontario
 Canada, M1L 2P3
 T: (416) 755-2291
 F (Main): (416) 759-9101

Armstrong Pumps Inc.
 93 East Avenue
 North Tonawanda, New York
 U.S.A. 14120-6594
 T: (716) 693-8813
 F: (716) 693-8970

Armstrong Holden Brooke Pullen
 Wenlock Way
 Manchester
 United Kingdom, M12 5JL
 T: +44 (0) 161 223 2223
 F: +44 (0) 161 220 9660

